


## Product datasheet

### Characteristics

# BMXXBP0600

rack M340 - 6 slots - panel, plate or DIN rail mounting



### Main

Range of product	Modicon M340 automation platform
Accessory / separate part type	Rack

### Complementary

Number of slots	6 bus X
Product compatibility	BMXCPS power supply BMXP34 processor I/O module Specific application module
Power consumption in W	1.5 W
Electrical connection	1 connector (XBE) expansion module
Fixing mode	By 4 M6 screws plate By clips 35 mm symmetrical DIN rail By 4 screws 4.32...6.35 mm panel
Product weight	0.79 kg

### Environment

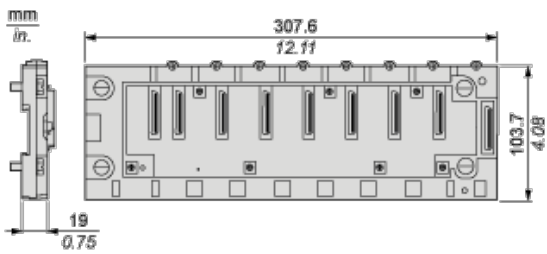
IP degree of protection	IP20
ambient air temperature for operation	0...60 °C
relative humidity	10...95 % without condensation
protective treatment	TC

### Offer Sustainability

Sustainable offer status	Green Premium product
RoHS (date code: YYWW)	Compliant - since 0612 - Schneider Electric declaration of conformity
REACH	Reference not containing SVHC above the threshold
Product environmental profile	Available
Product end of life instructions	Available

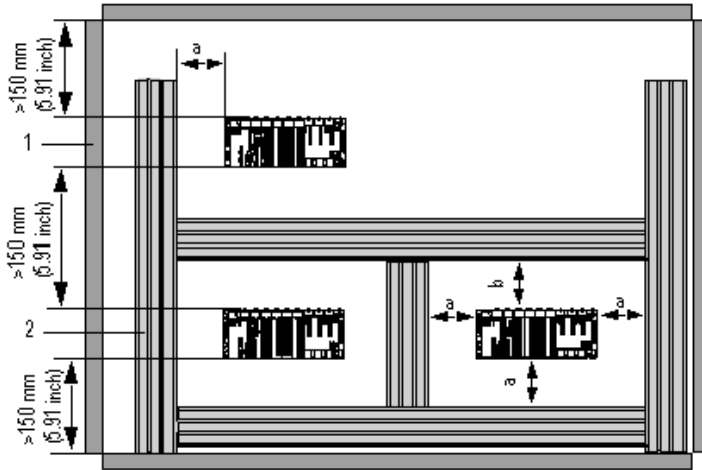
### Dimensions

The information provided in this documentation contains general descriptions and/or technical characteristics of the performance of the products contained herein. This documentation is not intended as a substitute for and is not to be used for determining suitability or reliability of these products for specific user applications. It is the duty of any such user or integrator to perform the appropriate and complete risk analysis, evaluation and testing of the products with respect to the relevant specific application or use thereof. Neither Schneider Electric Industries SAS nor any of its affiliates or subsidiaries shall be responsible or liable for misuse of the information contained herein.



## Rack Installation in a Cabinet

### Minimum Clearance



a Greater than or equal to 60 mm (2.36 in.)

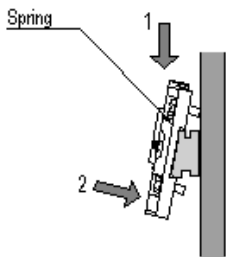
b Greater than or equal to 80 mm (3.15 in.)

1 Installation or casing

2 Wiring duct or tray

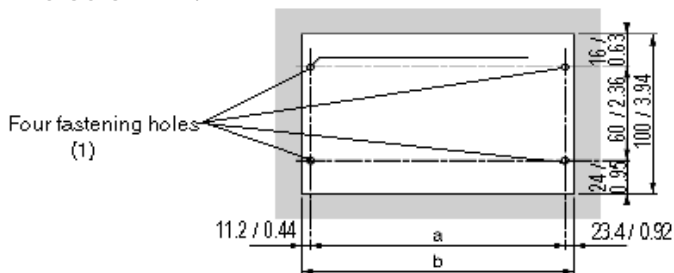
## Mounting and Fastening the Racks

### Mounting on 35 mm (1.38 in.) Wide and 15 mm (0.59 in.) Deep DIN Rails with Four HM6 Screws



### Mounting on Panels

Dimensions in mm / in.

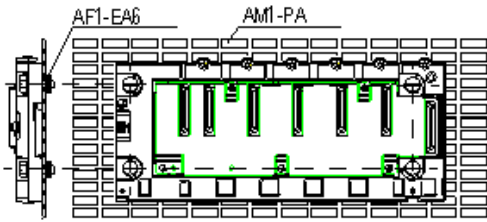


(1) The diameter of the fastening holes must allow use of M4, M5, M6 and UNC #6 screws.

Rack	a	b	Size of the rack and extension module
BMXXBP040 and BMXXBP0400H	207.8 mm (8.187 in.)	242.2 mm (9.543 in.)	243.4 mm (9.59 in.)

BMXXBP0600 and BMXXBP0600H	273 mm (10.756 in.)	307.6 mm (12.12 in.)	308.8 mm (12.167 in.)
BMXXBP0800 and BMXXBP0800H	338.2 mm (13.325 in.)	372.8 mm (14.69 in.)	374 mm (14.736 in.)
BMXXBP1200 and BMXXBP1200H	468.6 mm (18.463 in.)	503.2 mm (19.826 in.)	504.4 mm (19.873 in.)

**Mounting on Telequick AM1-PA and AM3-PA Mounting Grids**



Fasten the rack with four M4, M5, M6 or UNC #6 screws.