

Product End-of-Life Instructions

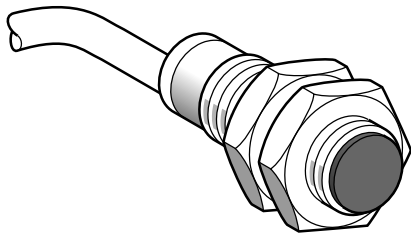
Inductive Proximity Switch

Product Range

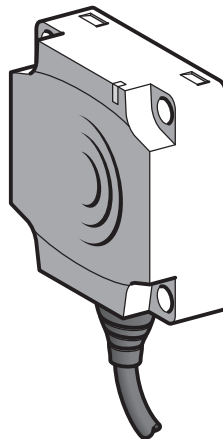
XS inductive proximity sensors

Marketing Model


XS1, XS2, XS3, XS4, XS5, XS6, XS7, XS8, XSAV, XSD, XSCH Proximity Sensors and XCZ Accessories.



XS6



XS7



Size in mm:

L x D: 52 x 12

Weight in g:

75 for XS612B1PAL2

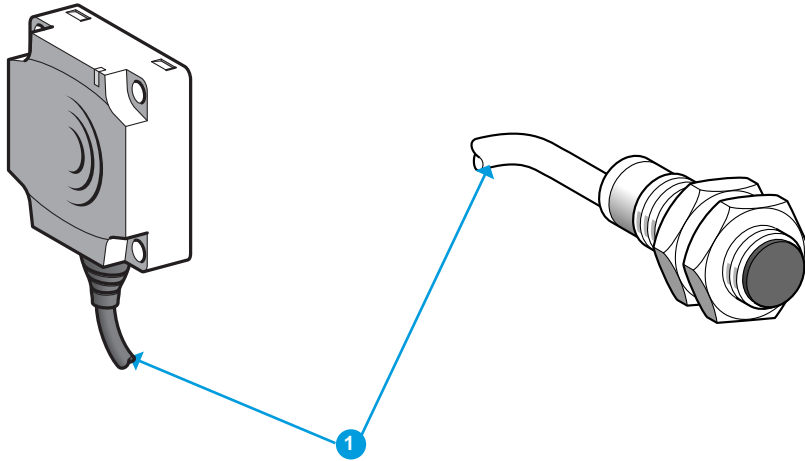


Operations recommended for the end of life treatment

There are several steps to process the products at the end of life so as to recover components, materials or energy:

Reuse ⇒ **Separation for special treatment** ⇒ **Other dismantling** ⇒ **Shredding**

The components of the products that are recommended to be separated from the flow of waste for special treatment are listed, identified and located hereunder.



Recommendation	Number on drawing	Component	Weight (g)
Special treatment	1	External electrical cable	26 for XS612B1PAL2

For more information please contact us at: global-green-sensors@schneider-electric.com.

Schneider Electric Industries SAS

35, rue Joseph Monier
CS30323
F - 92506 Rueil Malmaison Cedex

RCS Nanterre 954 503 439
Capital social 896 313 776 €
www.schneider-electric.com

The version of the Guide used to create the document: End of Life Instruction Drafting Guide of Schneider Electric version V3.

Publication: Schneider Electric