

LUCB1XFU

advanced control unit LUCB - class 10 -
0.35...1.4 A - 110...220 V DC/AC



Product availability: Stock - Normally stocked in distribution facility



Main

Range	TeSys
Product name	TeSys U
Device short name	LUCB
Product or component type	Advanced control unit
Product specific application	Basic protection and advanced functions, communication
Product compatibility	LUFW10 LUFN.. LUFDA10 LUFDA01 LUFCA00 LUFV2 LUFDH11
Utilisation category	AC-43 AC-44 AC-41
Motor power kW	0.25 kW 400...440 V AC 50/60 Hz
Thermal protection adjustment range	0.35...1.4 A
[Uc] control circuit voltage	110...220 V DC 110...240 V AC
Thermal overload class	Class 10 40...60 Hz -13...158 °F (-25...70 °C) IEC 60947-6-2 Class 10 40...60 Hz -13...158 °F (-25...70 °C) UL 508

Complementary

Main function available	Earth fault protection Protection against overload and short-circuit Protection against phase failure and phase imbalance Manual reset
Mounting mode	Plug-in
Mounting location	Front side
Control circuit voltage limits	88...242 V DC 110...220 V in operation 88...264 V AC 110...240 V in operation
Typical current consumption	25 MA 110...240 V AC I rms sealed with LUB12 25 MA 110...240 V AC I rms sealed with LUB32 280 MA 110...220 V DC I maximum while closing with LUB12 280 MA 110...220 V DC I maximum while closing with LUB32 280 MA 110...240 V AC I maximum while closing with LUB12 280 MA 110...240 V AC I maximum while closing with LUB32 35 MA 110...220 V DC I rms sealed with LUB12 35 MA 110...220 V DC I rms sealed with LUB32
Operating time	35 ms opening with LUB12 control circuit 35 ms opening with LUB32 control circuit 50 ms closing with LUB12 control circuit 50 ms closing with LUB32 control circuit
Load type	3-phase motor self-cooled
Tripping threshold	14.2 x I _r +/- 20 %
[Ui] rated insulation voltage	600 V UL 508 690 V IEC 60947-1 600 V CSA C22.2 No 14

The information provided in this documentation contains general descriptions and/or technical characteristics of the performance of the products contained herein. This documentation is not intended as a substitute for and is not to be used for determining suitability or reliability of these products for specific user applications. It is the duty of any such user or integrator to perform the appropriate and complete risk analysis, evaluation and testing of the products with respect to the relevant specific application or use thereof. Neither Schneider Electric Industries SAS nor any of its affiliates or subsidiaries shall be responsible or liable for misuse of the information contained herein.

[Uimp] rated impulse withstand voltage	6 kV IEC 60947-6-2
Safe separation of circuit	400 V SELV between the control and auxiliary circuits IEC 60947-1 400 V SELV between the control or auxiliary circuit and the main circuit IEC 60947-1




Environment

Heat dissipation	2 W control circuit with LUB12 3 W control circuit with LUB32
Immunity to microbreaks	3 ms
Immunity to voltage dips	70 % / 500 ms IEC 61000-4-11
Standards	UL 508 type E, with phase barrier EN 60947-6-2 IEC 60947-6-2 CSA C22.2 No 14 type E
Product certifications	DNV ASEFA UL CCC LROS (Lloyds register of shipping) CSA ABS GL BV ATEX GOST
IP degree of protection	IP20 front panel and wired terminals IEC 60947-1 IP20 other faces IEC 60947-1 IP40 front panel outside connection zone IEC 60947-1
Protective treatment	TH IEC 60068
Ambient air temperature for operation	-13...158 °F (-25...70 °C)
Ambient air temperature for storage	-40...185 °F (-40...85 °C)
Operating altitude	6561.68 ft (2000 m)
Fire resistance	1760 °F (960 °C) parts supporting live components IEC 60695-2-12 1202 °F (650 °C) IEC 60695-2-12
Shock resistance	10 gn power poles open IEC 60068-2-27 15 gn power poles closed IEC 60068-2-27
Vibration resistance	2 gn 5...300 Hz power poles open IEC 60068-2-6 4 gn 5...300 Hz power poles closed IEC 60068-2-6
Resistance to electrostatic discharge	8 kV 3 in open air IEC 61000-4-2 8 kV 4 on contact IEC 61000-4-2
Non-dissipating shock wave	1 kV serial mode IEC 60947-6-2 2 kV common mode IEC 60947-6-2
Resistance to radiated fields	9.14 V/m (10 V/m) 3 IEC 61000-4-3
Resistance to fast transients	2 kV 3 serial link IEC 61000-4-4 4 kV 4 all circuits except for serial link IEC 61000-4-4
Immunity to radioelectric fields	10 V IEC 61000-4-6

Ordering and shipping details

Category	22397 - TESYS U - CNTRL MOD(LUCA,LUCD)
Discount Schedule	I11
GTIN	00785901222415
Package weight(Lbs)	0.15 kg (0.32 lb(US))
Returnability	Yes
Country of origin	FR

Offer Sustainability

Sustainable offer status	Green Premium product
REACH Regulation	 REACH Declaration
EU RoHS Directive	Compliant  EU RoHS Declaration
Mercury free	Yes
RoHS exemption information	 Yes

China RoHS Regulation	China RoHS Declaration
Environmental Disclosure	Product Environmental Profile
Circularity Profile	End Of Life Information
WEEE	The product must be disposed on European Union markets following specific waste collection and never end up in rubbish bins.

Contractual warranty

Warranty	18 months
----------	-----------