




0.51" - 12.95 mm

38033

1.02" - 25.91 mm



1.31" - 33.27 mm

38034

1.25" - 31.75 mm



1.64" - 41.55 mm

38230

1.05" - 26.50 mm



1.43" - 36.32 mm

10736

2.33" - 59.18 mm



1.43" - 36.32 mm

10737


2.75" - 69.85 mm



1.26" - 32.00 mm

38017

2.00" - 50.80 mm



0.33" - 8.38 mm

38197

1.96" - 49.78 mm



1.01" - 25.65 mm

38240

1.65" - 41.91 mm



1.27" - 32.26 mm

38241

1.66" - 42.16 mm



1.26" - 32.00 mm

38242

2.00" - 50.80 mm



1.27" - 32.26 mm

38243


1.60" - 40.64 mm



0.72" - 18.29 mm

38244


1.59" - 40.39 mm



1.22" - 31.00 mm

58791

1.66" - 42.16 mm



1.22" - 31.00 mm

58792

1.50" - 38.10 mm




1.07" - 27.18 mm

38003

0.57" - 14.48 mm

Order code	Description	Base	Volts (V)	Watts (W)
38033	SK1062 CIRCLINE SOCKET/9" LEA	G10-q	600	660
38034	7-9 WT VERTICAL MOUNT	G23 / G23-2	600	75
38230	2 MNT.EARS PUSH IN TERMINAL	GR10q	600	660
10736	T8/T12 TALL PRF TURN SCREW MNT	G13	600	660
10737	T8/T12 W/STARTER BASE SCR MNT	G13	600	660
38017	T8/T12 TALL PRF w/CN SCR/SLDE	G13	600	660
38197	T8/T12 TALL PRF SNAP-IN SHUNTED	G13	600	660
38240	T8/T12 LOW PRF SLIDE MNT STD	G13	600	660
38241	T8/T12 LOW PRF SLIDE MNT SHUNTED STD	G13	600	660
38242	T8/T12 TALL PRF SLIDE MNT STD	G13	600	660
38243	T8/T12 LOW PRF U SLIDE MNT STD	G13	600	660
38244	T8/T12 LOW PROFILE U SLIDE MOUNT SHT STD	G13	600	660
58791	T8/T12 ROTARY SHUNTED TALL LOCKABLE	G13	600	660
58792	T8/T12 ROTARY SHUNTED LOW LOCKABLE	G13	600	660
38003	T5 REAR SNP MNT LOCK w/SPG PLT	G5	600	75

\*Med. Bipin = G13  
Min. Bipin = G5



0.76" - 19.30 mm

38004

1.26" - 32.00 mm



0.83" - 21.08 mm

38245

0.96" - 24.38 mm



1.37" - 35.00 mm

38022

2.11" - 53.59 mm



1.37" - 35.00 mm

38023


2.09" - 53.09 mm



1.57" - 39.88 mm

38024

0.83" - 21.08 mm



1.56" - 39.62 mm

38025

1.17" - 29.72 mm



1.12" - 28.45 mm

38026

2.24" - 56.90 mm



1.31" - 33.27 mm

38027

2.42" - 61.47 mm



1.31" - 33.27 mm

38030

2.04" - 51.82 mm



1.22" - 31.00 mm

38031

1.66" - 42.16 mm



1.37" - 35.00 mm

59799

1.57" - 40.00 mm



1.37" - 35.00 mm

59800


1.57" - 40.00 mm



1.27" - 32.26 mm

38020

1.90" - 48.26 mm



1.31" - 33.27 mm

38021

1.91" - 48.51 mm

Order code	Description	Base	Volts (V)	Watts (W)
38004	T5 MED SNP/SCR MNT ROT. LOCK	G5	600	75
38245	T5 SNAP-IN or SCREW MNT STD	G5	600	120
38022	T12 HO VERT SPNG END 9" LEADS	R17d	600	660
38023	T12 HO VERT STAT END 9" LEADS	R17d	600	660
38024	SK82 SNAP-IN STATIONARY END	R17d	600	660
38025	T12 HO SNPIN/SPRING END R17d	R17d	600	660
38026	T12 HO FIX END SLD/LCK-ON MNT	R17d	600	660
38027	T12 HO PLNG END SLD/LCK-ON MNT	R17d	600	1000
38030	SK900 HORIZONTAL STATION. END	R17d	600	660
38031	SK901 HORIZONTAL SPRING END	R17d	1000	660
59799	T8/T12 STATIONERY END/SLIDE	R17d	600	660
59800	T8/T12 SPRING END/SLIDE ON	R17d	600	660
38020	T8/T12 SLIML STAT END SLD MNT	Fa8	600	660
38021	T8/T12 SLIML PLNG END SLD MNT	Fa8	600	1 000

\*Min. Bipin = G5  
Single Pin = Fa8