

## Rail Signs



















Railroad specific signs are highly durable and visible in day or night conditions. Made in both blue and red, these new signs help you comply with the Federal Railroad Administration and OSHA regulations. In the railroad industry, blue is the traditional color for "STOP", and has been used in the rail industry to indicate protection of parked rail cars and the crews working on them. Red is also acceptable for OSHA compliance, as some states and local railroad regulations require red signs on industrial sidings (a low-speed track section).

### Rail Sign Material

Rail Signs are made of .080" thick engineer grade reflective aluminum (B-959) unless otherwise noted. View all sign materials on page 25.

### Can't find your sign?

Use the Sign Legend Index on page 498 or take advantage of our custom sign options.

 134193 12" x 15" RFAL	 134194 12" x 15" RFAL	 134177 12" x 15" RFAL	 134178 12" x 15" RFAL	 134189 12" x 15" RFAL	 134190 12" x 15" RFAL
 70537 10" x 14" FB	 70536 10" x 14" FB	 134184 12" x 15" RFAL	 134183 12" x 15" RFAL	 134187 12" x 15" RFAL	 134188 12" x 15" RFAL
 134186 12" x 15" RFAL	 134185 12" x 15" RFAL	 122897 7" x 10" FB 75211 10" x 14" FB 122691 7" x 10" SS 122614 10" x 14" SS 122493 10" x 14" PL 122447 7" x 10" AL 122379 10" x 14" AL	 75212 12" x 15" FB	 134191 12" x 15" RFAL	 134192 12" x 15" RFAL

## Custom Signs

Brady's "Same as Stock" custom sign pricing makes it easy to create signs unique to your facility.

View page 194 for more information.

