



## Low Voltage Mounting Brackets

Single through 4-gang brackets for installations on existing construction. Designed to install LOW VOLTAGE Class 2 ONLY.

CATALOG NUMBER	UPC/DCI/NAED MFG #018997	UNIT PKG	STD PKG	DIM A	DIM B	DIM C	DIM D	DIM E
LV1	58175	10	100	5.460	4.250	2.500	1.690	1/4" - 1"
LV2	10952	5	50	5.460	4.250	4.185	1.750	1/4" - 1"
LV3	09600	5	50	5.570	4.250	6.000	1.700	1/4" - 1"
LV4	09601	5	50	5.570	4.250	7.810	1.700	1/4" - 1"

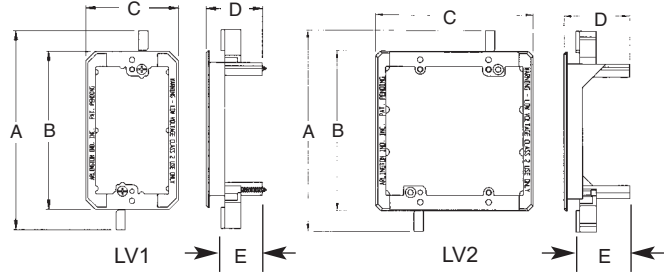
Dim E refers to wall thickness adjustment.



E253895 LR49636

### Features and Benefits

- Non-metallic – better than metal and costs less too!
- For communications, cable TV, computer wiring.
- CAT 5 listed
- Adjusts to fit 1/4" to 1" thick wallboard, paneling, or drywall
- Bracket is its own template for cut out
- Mounting wings hold bracket securely against wall when screws are tightened




LV1




LV2



LV3




LV4



### For Low Voltage Fire Alarm Installations too!

Arlington's LV2, for existing construction, and LVMB2, for new construction (see pg. O-4), can also be used for the installation of fire alarms.

### Installation Instructions



Locate bracket position. Level. Trace inside of LV1 and cut on the outside of the line.