




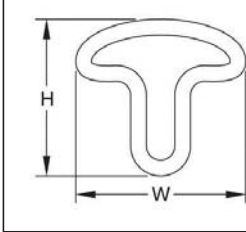
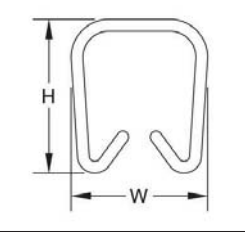
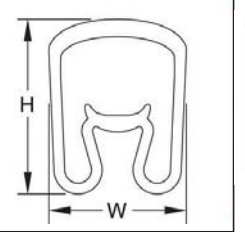
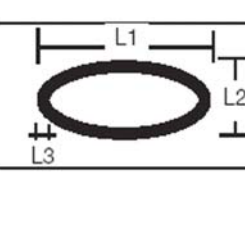
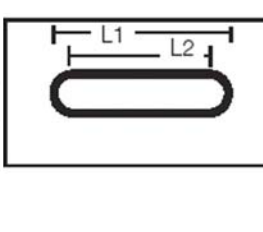


Vinyl Sleeve Markers

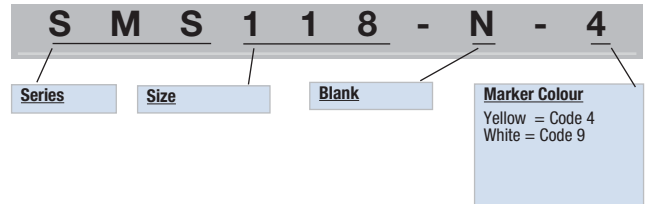
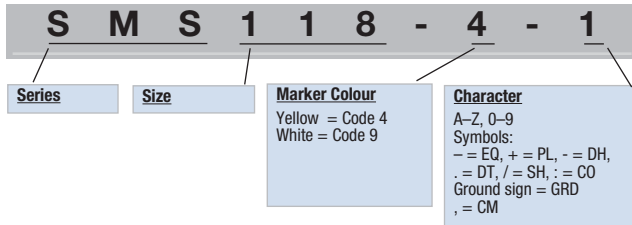
Sleeve Marker Features at a Glance

	SMY Series	SMC Series	SMS/SMD/SMR and SML Series	SMO Series	SMK Series
					
Shape					

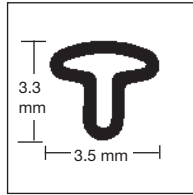
For more information, see	P. E17	P. E17	P. E17, E18	P. E19	P. E19
Style	Closed Y-shape	Open clip-on	Closed spring-action	Closed oval	Closed slotted
Application	Install on wires before connection	Install on wires before or after connection	Install on wires before connection	Install on wires before connection or on holders	Install on holders*
Wire Size Range	23-20 AWG	18-6 AWG	22-5 AWG	10-6 AWG for direct install: any size with holder*	Any size with holder*
Marker Size	0.130 in. H x 0.138 in. W	0.142 in. H x 0.146 in. W to 0.264 in. H x 0.272 in. W	0.142 in. H x 0.138 in. W to 0.650 in. H x 0.433 in. W	L1 = 11.3 mm L2 = 4.3 mm L3 = 0.75 mm	L1 = 11.3 mm L2 = 10 mm
Packaging	Reel	Strips	Strips, disc or reel Loose bag	Discs	Bags

* Holder fastens with cable ties around cable or pipe.

Vinyl Sleeve Markers



SMY Sleeve Markers

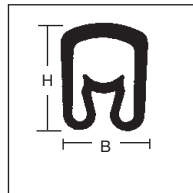


Closed combination marker. A special Y-shaped profile covers a wide diameter range of small wires. The large print surface of the marker enables excellent readability at normal reading distances.

Cat. No.	Colour	Recommended wire diameter (in.)	AWG	Std. Pkg.
SMY079-4*	Yellow	0.039 – 0.079	23–20	1001 = Reel/1000
SMY079-9*	White			

*Replace with character required.

SMS Sleeve Markers



Closed combination marker, permanent grip and adjustable marking sleeve for as yet unconnected wires. Unique profile with spring-action bellows covers a wide diameter range. Twist-protection for secure combination marking.

Type Designation	Height (H) (in.)	Width (B) (in.)	Text Height (in.)
SMS118	3.6	3.5	2.6
SMS196	5.5	4.2	
SMS394	9.5	6.6	
SMS630	16.5	11.0	4.0

Cat. No.	Colour	Recommended wire diameter (in.)	AWG	Std. Pkg.
SMS118-4*	Yellow	0.051 – 0.118	22-16	1 = BAG/250 10 Strips of 25 Markers
SMS118-9*	White			
SMS196-4*	Yellow	0.059 – 0.197	16-10	
SMS196-9*	White			
SMS394-4*	Yellow	0.157 – 0.394	13-4	
SMS394-9*	White			
SMS630-4*	Yellow	0.315 – 0.630	5	1 = BAG/20
SMS630-9*	White			

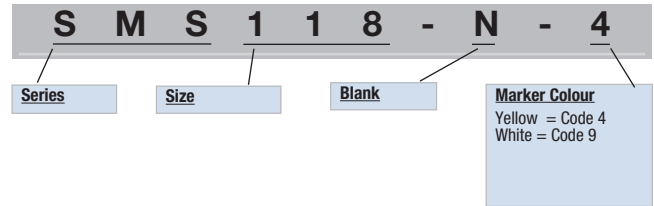
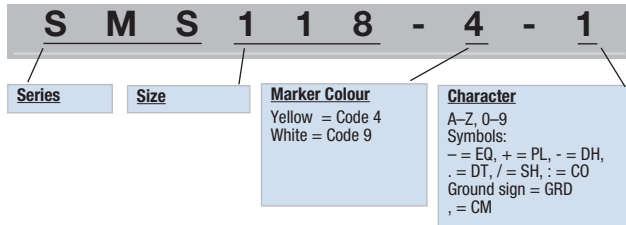
*Replace with character required.

SML Sleeve Markers - 200 in a Bag



Cat. No.	Colour	Recommended wire diameter (in.)	AWG	Std. Pkg.
SML118-4*	Yellow	0.051 - 0.118	22-16	Loose Bag 1200
SML196-4*	Yellow	0.059 - 0.197	16-10	

Vinyl Sleeve Markers



SMD Sleeve Markers – Markers on a Compact Disc



Cat. No.	Colour	Recommended wire diameter (in.)	AWG	Std. Pkg.
SMD118-4*	Yellow	0.051 – 0.118	22–16	1 = Compact Disc/500
SMD118-9*	White			
SMD196-4*	Yellow	0.059 – 0.197	16–10	
SMD196-9*	White			
SMD394-4*	Yellow	0.157 – 0.394	13–4	1 = Compact Disc/250
SMD394-9*	White			
SMDP394-9*	White	Recommended for use with RG6 & RG59 coaxial cable	12–4	1 = Compact Disc/250

*Replace with character required.

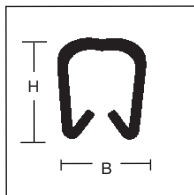
SMR Sleeve Markers – 1000 Continuous Markers on a Reel



Cat. No.	Colour	Recommended wire diameter (in.)	AWG	Std. Pkg.
SMR118-4*	Yellow	0.051 – 0.118	22–16	1 = Reel / 1000
SMR118-9*	White			
SMR196-4*	Yellow	0.059 – 0.197	16–10	
SMR196-9*	White			

*Replace with character required.

SMC Sleeve Markers – Clip-On Markers



Open marker sleeve for already connected wires. Securely positioned with help of barbs. Fast snap installation.

Type Designation	Height (H) mm	Width (B) mm	Text Height mm
SMC118	3.6	3.7	2.6
SMC157	4.2	4.5	
SMC197	5.5	5.7	4.0
SMC244	6.7	6.9	

Cat. No.	Colour	Recommended wire diameter (in.)	AWG	Std. Pkg.
SMC118-4*	Yellow	0.094 – 0.118	18–16	1 = BAG/200 (10 strips x 20 pcs)
SMC118-9*	White			
SMC157-4*	Yellow	0.118 – 0.157	16–14	
SMC157-9*	White			
SMC197-4*	Yellow	0.157 – 0.197	12–10	
SMC197-9*	White			
SMC244-4*	Yellow	0.197 – 0.244	8–6	
SMC244-9*	White			

*Replace with character required.

Vinyl Sleeve Markers

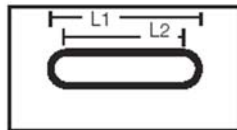
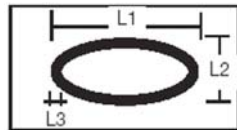
S M S 1 1 8 - 4 - 1

Series	Size	Marker Colour Yellow = Code 4 White = Code 9	Character A-Z, 0-9 Symbols: - = EQ, + = PL, - = DH, . = DT, / = SH, : = CO Ground sign = GRD , = CM
---------------	-------------	---	--

S M S 1 1 8 - N - 4

Series	Size	Blank	Marker Colour Yellow = Code 4 White = Code 9
---------------	-------------	--------------	---

SMO and SMK Sleeve Markers – 500 Markers on a Compact Disc and Bag of 100



The SMK type is a combination marker for cable and pipe marking. Installed quickly onto SMKH or SMOH holder which is fastened with cable ties around the cable. Made of cadmium and silicone free rigid PVC. **SMO type can also be used with SMKH or SMOH holders or directly on cable.**

Cat. No.	Colour	Recommended wire dia. (in.)	Holders	AWG	Std. Pkg.
SMO256-4*	Yellow	0.147 – 0.256	Use with holders SMKH or SMOH	10–6	1 = Compact Disc/500
SMO256-9*	White	0.197 – 0.256			
SMK244-4*	Yellow	-		-	1 = BAG/100
SMK244-9*	White				

*Replace with character required.

Type Designation	Dia. Range in.	Dimensions in mm (nominal)		
		L1 mm	L2 mm	L3 mm
SMO	0.197–0.256	11.3	4.3	0.75
SMK	-	-	10.0	-

Cat. No.	Colour	Holds a max. of		Std. Pkg.
		SMO	SMK	
SMOH07-0	Black	7	8	1 = Bag/100 Holders
SMOH12-0		12	13	
SMOH18-0		18	19	
SMOH30-0		30	31	
SMKH10-0		10	10	
SMKH20-0*		20	20	

*Made of Polyamide 6/6 resistant to organic solvents with limited resistance against acids and alkalis. Recommended Ty-Rap® cable tie is TY524MX. Other colours available. Consult your Regional Sales Office.
* Halogen free

Cat. No.	Width (W1) mm (in)	Width (W2) mm (in)	Thickness (T1) mm (in)	Thickness (T2) mm (in)	Raised Bridge (H) mm (in)	Length (L1) mm (in)	Writeable (L2) mm (in)	Packaging	Cat. No. Fixture	Capacity No./Fixture
SMOH-070	8.2 (0.323)	9.5 (0.374)	1.0 (0.04)	3.2 (0.125)	6.0 (0.236)	60.0 (2.36)	27.0 (1.06)	100	MTX-MK1-POH7	3x2
SMOH-120						82.0 (3.24)	50.0 (1.97)			
SMOH-180						110.0 (4.33)	75.0 (2.95)			
SMOH-300						152.0 (5.98)	124.0 (4.88)			
SMKH110-0	9.8 (0.385)	12.0 (0.472)	1.2 (0.05)	3.3 (0.130)	-	70.0 (2.76)	60.0 (2.36)			
SMKH20-00	9.0 (0.354)				-	100.0 (3.94)	90.0 (3.54)			

Ø 0 = Black, 4 = Yellow, 9 = White. Material: Hard PVC.
Example: SMOH07-4 = Yellow, 60 mm

