

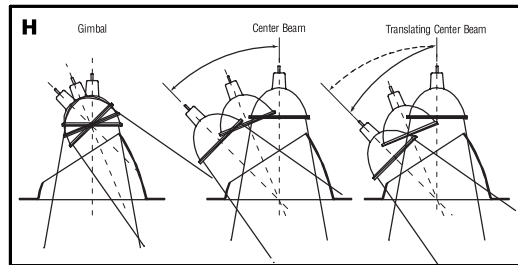
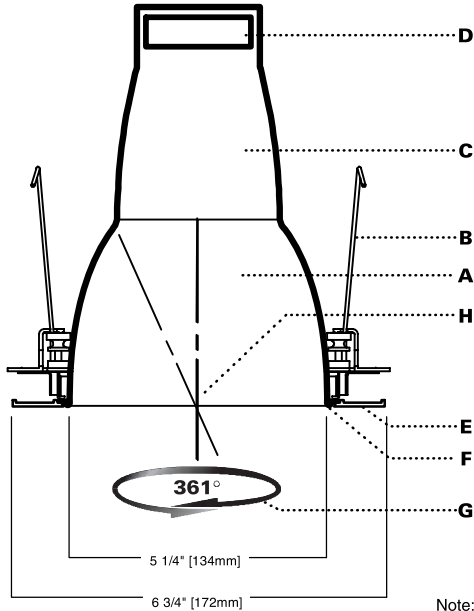
DESCRIPTION

A series of optical elements that converts the P5 or PN5 platform into different distributions: down-light, wall wash, adjustable accent or shower/lensed. All feature 50° cutoff to lamp and lamp image for glare free lighting. Elements are available in a variety of finishes, in Alzak - specular clear, specular gold, semispecular haze, warm haze and specular black; as well as baffles - powdercoated in white or black. Flanges are available in either white die cast, raw die cast (with a protected matte clearcoat finish) or self flange (integral flange on Alzak elements only). White and Raw flanges are removable for field painting and feature a return lip to accommodate ceiling imperfections. Elements feature fixed socket positions, constant pressure torsion springs, mechanical light trap and are keyed to ensure foolproof tool-less installation. A complete fixture requires three components; a P5 or PN5 platform, a 5" Iris lamp module and a 5" Iris optical element. Modules and Elements may be changed after installation to provide a variety of lamp sources and distributions.

gral flange on Alzak elements only). White and Raw flanges are removable for field painting and feature a return lip to accommodate ceiling imperfections. Elements feature fixed socket positions, constant pressure torsion springs, mechanical light trap and are keyed to ensure foolproof tool-less installation. A complete fixture requires three components; a P5 or PN5 platform, a 5" Iris lamp module and a 5" Iris optical element. Modules and Elements may be changed after installation to provide a variety of lamp sources and distributions.

E5 SERIES

5" ELEMENTS



Note: Luna O.D. is 7 1/4"

SPECIFICATION FEATURES

A...50° Maximum Cutoff

Lamp and lamp image for glare-free lighting whether lamp is aimed straight down or at maximum tilt.

B...Torsion springs

Prevent sag, install without tools, and self-adjust elements for ceilings up to 1 1/2" thick. For thicker ceilings please consult our tech hotline.

C...Full-Cone Optics

Eliminate light leaks and views into the platform on general and wall wash elements.

D...Fixed Socket

Attachment ensures optimal lamp position for consistent performance.

E...Die-cast Flange Ring

Either matte white or matte clear finish can be removed for field painting. Return lip accommodates ceiling imperfections. Ring is keyed to ensure proper installation of all elements. Alzak reflector cone continues outward to form flange and maintains color onto ceiling.

F...Coined Reflector Detail

Creates a mechanical light trap, preventing light from hitting inside edge or leaking out behind flange ring.

G...All Elements Rotate 361°

Real-world flexibility.

H...Translating Center Beam Optics

Ensure glare-free performance at all adjustment angles. Translating the lamp forward allows maximum light out the aperture as the lamp is tilted.

ORDERING INFORMATION

Note: All finishes are not available for all units. Consult individual specification sheets for further information.

All elements come with a white, removable die-cast flange ring. For alternatives, add appropriate flange code to the end of your element number.

For all elements with " _ " please add cone color and flange option.

Note: Self flange is not available on baffles.

1. A dimmable Lutron ballast is available for these units.
2. Emergency versions are available for these units.

Note: Specifications and Dimensions subject to change without notice.

OPTIONS

Finishes

- C = Clear
- BB = Black Baffle
- H = Haze
- WB = White Baffle
- G = Gold
- B = Black
- WMH = Warm Haze
- W = Gloss White
- Paint
- CC = Chocolate
- CCH = Chocolate
- Haze
- BU = Blush
- BUH = Blush Haze
- GP = Graphite
- GPH = Graphite
- Haze
- PN = Pine
- PNH = Pine Haze
- SK = Sky
- SKH = Sky Haze








Custom Finishes

- K = Cognac
- KH = Cognac Haze






Flanges

- Blank = Matte white die-cast flange ring, removable for field painting
- SF = Self Flange
- SFWF = Self Flange Painted White
- RAW = Raw Cast Ring











DOWNLIGHT

ELEMENT	DESCRIPTION	PLATFORM	LAMP MODULE	MAX LAMP
E5T _{1,2} 	50° Cutoff Reflector <i>For CFL lamps</i>	P5 PN5	M32T ³ M32T ³	32W Triple CFL 32W Triple CFL
E5A19_ 	50° Cutoff Reflector <i>For A19 lamps</i>	P5 PN5	M120 M120	100A19, 100BT15, 100MB19 100A19
E5A19BB 	50° Cutoff Baffle <i>For A19 lamps</i>	P5 PN5	M120 M120	100A19, 100BT15, 100MB19 100A19,
E5P30_ 	50° Cutoff Reflector <i>For PAR30 lamps</i>	P5 PN5	M120 M120	75PAR30, 75PAR30L, 85BR30, 100R30 75PAR30, 75PAR30L
E5P30BB 	50° Cutoff Baffle <i>For PAR30 lamps</i>	P5 PN5	M120 M120	75PAR30, 75PAR30L 75PAR30, 75PAR30L
E5QT4_ 	50° Cutoff Reflector <i>For Quartz lamps (Wet Listed)</i>	P5 PN5	MQT4 MQT4	Q100T4/MC Q100T4/MC
E5MR_ 	50° Cutoff Reflector <i>For MR16 lamps</i>	P5 PN5	M5MR M5MR	50MR16 50MR16




ADJUSTABLE ACCENT

ELEMENT	DESCRIPTION	PLATFORM	LAMP MODULE	MAX LAMP
E5AA_ 	Angle-Cut Reflector & Shallow	P5	M5P36	50PAR36, 50AR111
E5AA20_ 	Angle-Cut Reflector <i>Note: AA20 recommended for ceilings over 7/8" thick</i>	P5 PN5 PN5 PN5 PN5 PN5 PN5 PN5 PN5	M5P366V M5P30 M5MR M5P36 M5P366V M5P30 M5MR M5P36 M5P366V M5P30 M5MR M5P36 M5P366V M5P30 M5MR M5P36	50PAR36, 50AR111 50PAR36, 50AR111, 25PAR36/5.5, 35AR111/5.5 75PAR30/ Short Neck Only 50MR16 50PAR36, 75AR111 50PAR36, 50AR111, 25PAR36/5.5, 35AR111/5.5 75PAR30/ Short Neck Only 50MR16 50PAR36, 75AR111 50PAR36, 50AR111, 25PAR36/5.5, 35AR111/5.5 75PAR30/ Short Neck Only 50MR16 50MR16
E5AABB 	Angle-Cut Baffle	P5 P5 P5 P5 PN5 PN5 PN5 PN5 PN5	M5P36 M5P366V M5P30 M5MR M5P36 M5P366V M5P30 M5MR M5P36 M5P366V M5P30 M5MR M5P36 M5P366V M5P30 M5MR M5P36	50PAR36, 50AR111 50PAR36, 50AR111, 25PAR36/5.5, 35AR111/5.5 75PAR30/ Short Neck Only 50MR16 50PAR36, 75AR111 50PAR36, 50AR111, 25PAR36/5.5, 35AR111/5.5 75PAR30/ Short Neck Only 50MR16 50MR16
E5SLOT_ 	Slot Cut Reflector	P5 PN5	M5MR M5MR	50MR16 50MR16
E5PIN 	1-3/4" Adjustable Pinhole	P5 PN5	M5MR M5MR	50MR16 50MR16

WALL WASH

ELEMENT	DESCRIPTION	PLATFORM	LAMP MODULE	MAX LAMP
E5T WW_ _{1,2} 	Single Open Wall Wash <i>For CFL lamps</i>	P5 PN5	M32T ³ M32T ³	32W Triple CFL 32W Triple CFL
E5T DWW_ _{1,2} 	Double Open Wall Wash <i>For CFL lamps</i>	P5 PN5	M32T ³ M32T ³	32W Triple CFL 32W Triple CFL
E5T CWW_ _{1,2} 	Corner Open Wall Wash <i>For CFL lamps</i>	P5 PN5	M32T ³ M32T ³	32W Triple CFL 32W Triple CFL
E5T HWW_ _{1,2} 	Half Open Wall Wash <i>For CFL lamps</i>	P5 PN5	M32T ³ M32T ³	32W Triple CFL 32W Triple CFL
E5A19 WW_ 	Single Open Wall Wash <i>For A19 lamps</i>	P5 PN5	M120 M120	100A19, 100BT15, 100MB19 100A19, 100BT15, 100MB19
E5A19 DWW_ 	Double Open Wall Wash <i>For A19 lamps</i>	P5 PN5	M120 M120	100A19, 100BT15, 100MB19 100A19, 100BT15, 100MB19
E5A19 CWW_ 	Corner Open Wall Wash <i>For A19 lamps</i>	P5 PN5	M120 M120	100A19, 100BT15, 100MB19 100A19, 100BT15, 100MB19
E5A19 HWW_ 	Half Open Wall Wash <i>For A19 lamps</i>	P5 PN5	M120 M120	100A19, 100BT15, 100MB19 100A19, 100BT15, 100MB19
E5 LWW_ 	Lensed Wall Wash <i>For PAR30 lamps</i>	P5 PN5	M120 M120	75PAR30/ Short Neck only 75PAR30/ Short Neck only
E5 QT4WW_ 	Wide Spread Lensed Wall Wash <i>For Quartz lamps</i>	P5 PN5	MQT4 MQT4	Q75T4/MC Q100T4/MC

SHOWER/LENSED

ELEMENT	DESCRIPTION	PLATFORM	LAMP MODULE	MAX LAMP
E5 LUNA 	Wet Location Blown Veined Glass <i>For CFL or A19 lamps</i>	P5 P5 PN5 PN5	M32T ² M120 M32T ² M120	32W Triple CFL 100A19, 75BT15 32W Triple CFL 100A19, 75BT15
E5SR_ 	Wet Location Regressed Lens <i>For CFL or A19 lamps</i>	P5 P5 PN5 PN5	M32T ^{1,2} M120 M32T ^{1,2} M120	26W Triple CFL 75A19, 75BT15, 60MB19 26W Triple CFL 75A19, 75BT15, 75MB19
E5QT4_ 	Wet Location 50° Cutoff Reflector <i>For Quartz lamps</i>	P5 PN5	MQT4 MQT4	Q100T4/MC Q100T4/MC

Visit our web site at www.cooperlighting.com