

# C440 NEMA Electronic Overload

## - Self Powered



### Dangerous Electrical Current!

Only skilled qualified persons may carry out the following operations.



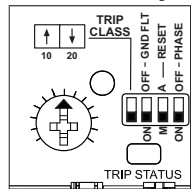
Automatic or network reset is not intended for two-wire control devices.

**WARNING** Un renclenchement automatique ou un de réseau ne convient pas aux dispositifs de contrôle à deux conducteurs.

UNIT STATUS	LED
Motor is running. Current < 1.15 Times the Dial Setting.	1 flash / 2 seconds
Motor is running. Current ≥ 1.15 Times the Dial Setting.	2 flash / 2 seconds
If the orange trip flag is visible, a trip has occurred.	No Flash
If the orange trip flag is not visible, motor is off or drawing < min FLA.	No Flash

### Ground Fault Unit

3Ø Systems only  
GF 50% FLA Setting

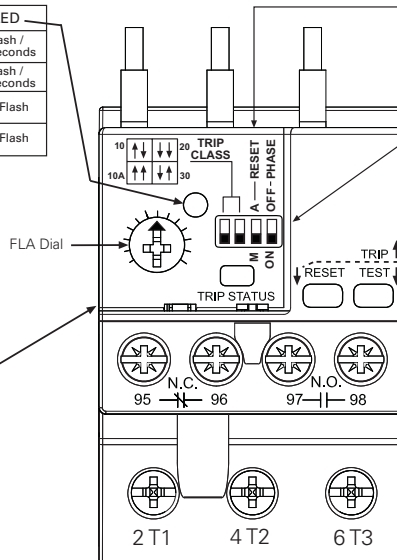


### Motor Service Factor

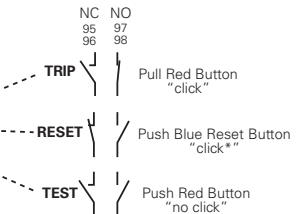
Overload Tripping Current = 115%



Rotate FLA dial to current listed on motor nameplate for all motor Service Factors.



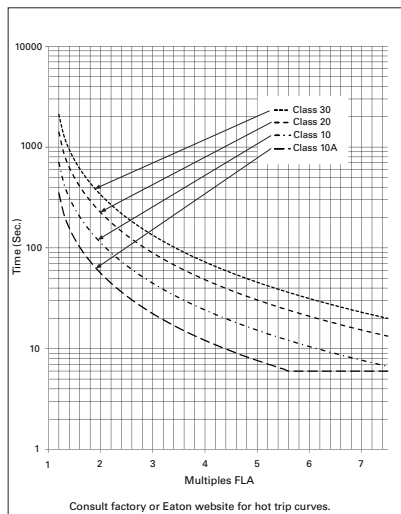
Phase Imbalance Selection



\* Approximately 1 lbf

Description	Terminal Capacity		Torque lb-in	Torque N-m
	AWG	mm <sup>2</sup>		
Control	2 x (18 - 12)	2 x (0,75 - 4)	7 - 11	0,8 - 1,2
Load 45 mm	1 x (12 - 10)	1 x (4 - 6)	20 - 25	2,3 - 2,8
	1 x (18 - 6)	1 x (6 - 16)	25 - 30	2,8 - 3,4
Load 55 mm	1 x (6 - 1)	1 x (16 - 50)	25 - 30	2,8 - 3,4

STANDARD UNIT 3Ø or 1Ø



### Optional Accessories

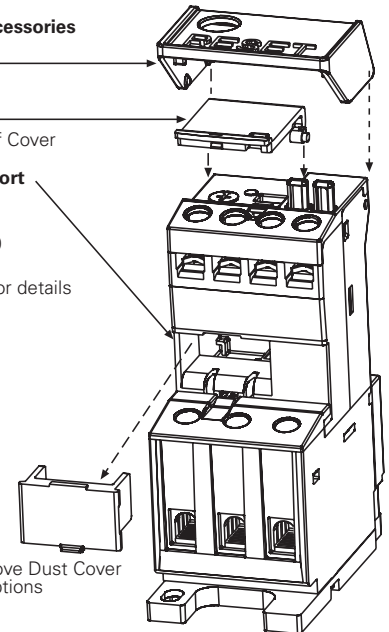
ZEB-XRB  
Reset Bar

ZEB-XSC  
Tamper Proof Cover

### Expansion Port

Options:  
C440-XCOM  
ZEB-XRR-120  
ZEB-XRR-24  
See page 2 for details

- Modbus
- Devicenet
- Profibus
- I/O

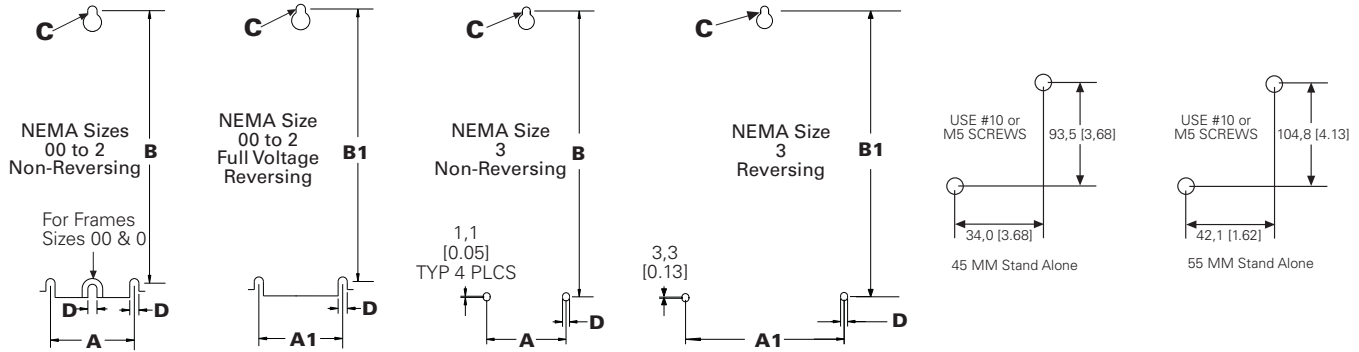


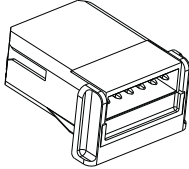
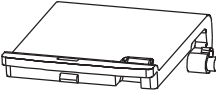
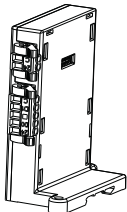
Remove Dust Cover for options



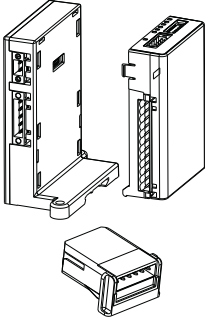
Powering Business Worldwide

NEMA Starters	Partial Catalog Number	A mm (in)	A1 mm (in)	B mm (in)	B1 mm (in)	C mm (in)	D mm (in)
Freedom Size 00, 0	AN_9AN / AN_9BN	N/A	88,4 9 (3.50)	157,0 (6.18)	174,5 (6.87)	M5 (#10)	5.5 (0.22)
Freedom Size 1, 2 Freedom Size 1 FVR	AN_9DN / AN_9GN	50,8 (2.00)	133,3 (5.25)	165,1 (6.50)	143,0 (5.62)	M5 (#10)	5.5 (0.22)
Freedom Size 2 FVR	AN_9GN	N/A	133,3 (5.25)	N/A	168,3 (6.62)	M5 (#10)	5.5 (0.22)
Freedom Size 3	AN_9KN	76,2 (3.00)	177,8 (7.00)	274,6 (10.81)	274,6 (10.81)	M6 (1/4-20)	6,7 (0.27)



Description	Catalog Number	
Expansion Module (24V dc Remote Reset/Modbus RTU, RS485) - 6pin	C440-XCOM	
Remote Reset Module (120V ac) - 2pin	ZEB-XRR-120	
Remote Reset Module (24V ac) - 2pin	ZEB-XRR-24	
Tamper Proof FLA DIAL Cover	ZEB-XSC	
RESET BAR	ZEB-XRB	
Communication Adapter	C440-COM-ADP	

6pin Module

Communication Kits	Catalog No.	
Device Net Com module kit - 120V ac I/O	C440-DN-120	
Device Net Com module kit - 24V dc I/O	C440-DN-24	
Profibus Com module kit - 120V ac I/O	C440-DP-120	
Profibus Com module kit - 24V dc I/O	C440-DP-24	
Modbus Com module kit - 120V ac I/O	C440-MOD-120	
Modbus Com module kit - 24V dc I/O	C440-MOD-24	
Ethernet IP Com module kit - 120V ac I/O	Not Available	

Approved External CT to be used with 1-5A Stand Alone Overload	
CT Package ( 60-300A )	ZEB-XCT300
CT Package ( 120-600A )	ZEB-XCT600
CT Package ( 200-1000A )	ZEB-XCT1000
CT Package ( 300-1500A )	ZEB-XCT1500

**Eaton Corporation**  
Electrical Sector  
1000 Cherrington Parkway  
Moon Township, PA 15108  
United States  
877-ETN-CARE (877-386-2273)  
Eaton.com

© 2008 Eaton Corporation  
All Rights Reserved  
Publication No. IL04210001E  
December 2010 Rev. 005