

# Stacklights

## Contents

<i>Description</i>	<i>Page</i>
<b>Product Description</b> .....	46-2
<b>Features</b> .....	46-2
<b>Benefits</b> .....	46-2
<b>Standards and Certifications</b> .....	46-3
<b>Technical Data and Specifications</b> .....	46-3
<b>Catalog Number Selection</b> .....	46-4
<b>Product Selection</b>	
Assembled Units .....	46-5
Components .....	46-6
<b>Accessories</b> .....	46-9
LEDs .....	46-10
<b>Dimensions</b> .....	46-11



*Three-Light Unit Stacklight  
with 60 mm Extension*

## Product Description

## Product Description

The E26 stacklight unit is a modular system that provides illuminated and audible status indication in all directions. Easily assembled plug-in modular units include constant, flashing and strobe light units, as well as mono-tonal, bi-tonal, intermittent audible alarms. Stacklights may be assembled in a variety of configurations, which are identified in the Maximum Configurations table on **Page 46-4**. Several lamp, color and mounting options further enhance the stacklight's versatility.

## Features

- Modular construction
- Six lens colors
- Variety of lamp types and voltages
- Mono-tonal, bi-tonal and intermittent audible alarms

## Benefits

- Combination of visible and audible alarms
- Modular components reduce inventory requirements, increase flexibility
- Steady and flashing modes allow one light to signal multiple conditions
- No-tools assembly permits easy lamp replacement

46



Standard Base

## Standard Stacklight Base

For use with incandescent or standard LED for steady, non-flashing illumination or with flashing LEDs for flashing illumination. Bases include terminal block for wiring, stacklight cover and gasket. See **Page 46-7**.



Flashing Base

## Flashing Stacklight Base

Allows configuration of each light in the stack for either steady or 60 times per minute flashing illumination. Flashing circuit for use with incandescent lamps only. (Maximum allowable number of light modules is 2 at 12V, 4 at 24V and 6 at 48V and above.) See **Page 46-7**.

For flashing LEDs use standard base with flashing LED light module.



Light Module

## Light Modules

Available in a variety of colors for both incandescent lamps and LED lamps. To maximize illumination and light dispersion, incandescent units include an opal white diffuser while LED diffusers are clear. See **Page 46-6**.



Xenon Strobe

## Xenon Strobe

Sets are similar to standard lens/diffuser units, except each set consists of two lens units. The lower unit includes the electronics and is permanently fused to the upper unit which contains the Xenon lamp. Xenon units may be placed in any position in a complete stacklight unit. They will flash 60 times per minute when used with a standard or flashing base. See **Page 46-6**.



Alarm

## Alarms

May be fitted to the top of a complete stacklight unit or directly to the stacklight bases, if desired. Available in three versions, each with adjustable sound levels. See **Page 46-8**.

**Standards and Certifications**

- CE 60947-5-1
- UL 508 — File #E131568
- cUL C22.2 No. 14 — File #E131568

**Ingress Protection**

- Stacklight Base and Light Units: IP65, NEMA 4, 4X and 13
- Alarm Units: IP20, NEMA 1

**Electrical Shock Protection**

- Stacklight Base and Light Unit: IP2X
- Alarm Units: IP0X

**Technical Data and Specifications**

**Mechanical Ratings**

- Shock (IEC 68-2-27): 11 mS, 15g
- Vibration (IEC 68-2-6): 10 sweeps 10 – 150 Hz, 2g
- Bump (IEC 68-2-29): 1000 pulses, 6 mS, 15g

**Climate Conditions**

- Operating: maximum 104°F (40°C) at 95% RH, Temperature -4° to 140°F (-20° to 60°C)
- Storage: Temperature -40° to 176°F (-40° to 80°C)

**Materials**

- Cover: Polycarbonate
- Lenses: Polycarbonate
- Stacklight Base: Nylon
- Extension Tubes: Aluminum
- Mounting Base: Zinc die cast

**Terminals**

- 14 – 30 AWG (2.5 – 0.05 mm<sup>2</sup>) for single conductors and 18 – 26 AWG (0.75 – 0.14 mm<sup>2</sup>) for two conductors of the same size. Do not mix solid and stranded wire in the same terminal.
- Recommended tightening torque is 4.4 – 5.3 lb-in (0.5 – 0.6 Nm).

**Electrical Ratings**

- Insulation Voltage (Ui): 690V
- Operational Voltage (Ue): 250V
- Impulse Withstand Voltage (Uimp): 1.5 kV

**Bulb Specifications**

- Incandescent Lamp Type: BA15d
- Maximum Lamp Wattage: 6W
- Bulbs — Average Life:
  - Incandescent: 7,000 to 12,000 hrs. (based on voltage)
  - Xenon Flasher: 20,000 hrs.
  - LED: 60,000 to 100,000 hrs. (based on colors)

**LED/Incandescent Comparison**

**Incandescent Lamps**

- Average operating life of 7,000 hours
- Each lamp can be used with any color lens
- Low cost results in short term savings

**LED Lamps**

- Average operating life of 60,000 to 100,000 hours
- Low power consumption
- Extended life results in long-term savings

**Application Data**

**Table 46-1. E26 Stacklight Incandescent Application Data**

Type of Light	Lamp Used	Approximate Current, mA per Light	Theoretical Lamp Life, Hours as Applied
12V	BA15d	417	7,000
24V	BA15d	208	7,000
48V	BA15d	104	7,000
110 – 140V	BA15d	36 – 50	7,000
220 – 260V	BA15d	23 – 27	12,000

**Table 46-2. E26 Xenon Flasher Application Data**

Type of Light	Lamp Used	Approximate Current, mA per Light	Theoretical Lamp Life, Hours as Applied
12V	DC	460 mA	20,000
	AC	780 mA	20,000
24V	DC	190 mA	20,000
	AC	320 mA	20,000
48V	DC	100 mA	20,000
	AC	150 mA	20,000
120V	AC	60 mA ①	20,000
240V	AC	30 mA ①	20,000

① Represents average current draw, 1.6A peak for 120V and 0.8A peak at 240V.

**Table 46-3. E26 LED Application Data**

Type of Light	Color	Cluster LED Approximate Current, mA at Rated Volts	Cylindrical LED Approximate Current, mA at Rated Volts	Theoretical Lamp Life, Hours as Applied
---------------	-------	--	--	---

**E26 Continuous/Flashing Stacklight LED**

12V AC/DC	Red	92	92	100,000
	Amber	92	92	100,000
	Yellow	92	92	100,000
	Green	60	60	80,000
	Blue	60	60	60,000
	White	60	60	60,000
24V AC/DC	Red	47	47	100,000
	Amber	47	47	100,000
	Yellow	47	47	100,000
	Green	59	59	80,000
	Blue	59	59	60,000
	White	59	59	60,000
48V AC/DC	Red	25	25	100,000
	Amber	25	25	100,000
	Yellow	25	25	100,000
	Green	18	18	80,000
	Blue	31	31	60,000
	White	31	31	60,000
60V AC/DC	Red	25	25	100,000
	Amber	25	25	100,000
	Yellow	25	25	100,000
	Green	18	18	80,000
	Blue	17	17	60,000
	White	17	17	60,000
120V AC/DC	Red	24	24	100,000
	Amber	24	24	100,000
	Yellow	24	24	100,000
	Green	17	17	80,000
	Blue	16	16	60,000
	White	16	16	60,000

**Note:** Published theoretical lamp lives are based on ideal laboratory conditions and should be used for comparison only. Actual life may be shorter due to various application conditions.

**Catalog Number Selection**


**Catalog Number Selection**

**Complete Stacklight Modules**

- Stacklights accept a maximum of 6 incandescent or LED light modules or 2 Xenon Flasher modules and can be mounted in any position on the stack.
- Alarm units are mounted in the top most position only.

**Table 46-4. Maximum Configurations**

Incandescent or LED Modules	Xenon Modules	Alarm Modules	Max. Number of Modules
6	—	—	6
5	—	1	6
4	1	—	5
3	1	1	5
2	2	—	4
1	2	1	4



**Table 46-5. Stacklight Catalog Numbering System**

**E 26 X 9 K M L 3 9 R W - V 4**

Mounting Base <sup>⑤</sup>			Alarm			Voltage <sup>①</sup>	
Code	Description	Component Catalog No.	Code	Description	Component Catalog No. <sup>②</sup>	Code	Description
W	None (Base Mount)	—	W	None	E26BQ_	V1	12V
4	3/4" NPT Hub, Chrome	E26S104	Q	Mono-Tonal	E26BN_	V2	24V
8	Standard 3-Hole	E26S108	N	Bi-Tonal	E26BP_	V3	48V
9	Standard 4-Hole	E26S109	P	Intermittent	—	V4	120V
						V5 <sup>⑥</sup>	240V

Extension Tube <sup>④</sup>			Light Module		
Code	Description	Component Catalog No.	Code	Description	Component Catalog No. <sup>②</sup>
W	None (Base Mount)	—	0	Clear Incandescent	E26B0_
			2	Red Incandescent	E26B2_
			3	Green Incandescent	E26B3_
			4	Yellow Incandescent	E26B4_
			6	Blue Incandescent	E26B6_
			9	Amber Incandescent	E26B9_
			W	White Cluster LED with Clear Lens	E26BW_
			R	Red Cluster LED with Red Lens	E26BR_
			G	Green Cluster LED with Green Lens	E26BG_
			Y	Yellow Cluster LED with Yellow Lens	E26BY_
			B	Blue Cluster LED with Blue Lens	E26BB_
			A	Amber Cluster LED with Amber Lens	E26BA_
			W1	White Cylindrical LED with Clear Lens <sup>⑥</sup>	E26BW1_
			R1	Red Cylindrical LED with Red Lens <sup>⑥</sup>	E26BR1_
			G1	Green Cylindrical LED with Green Lens <sup>⑥</sup>	E26BG1_
			Y1	Yellow Cylindrical LED with Yellow Lens <sup>⑥</sup>	E26BY1_
			B1	Blue Cylindrical LED with Blue Lens <sup>⑥</sup>	E26BB1_
			A1	Amber Cylindrical LED with Amber Lens <sup>⑥</sup>	E26BA1_
			M	Flashing White Cluster LED with Clear Lens	E26BM_
			E	Flashing Red Cluster LED with Red Lens	E26BE_
			U	Flashing Green Cluster LED with Green Lens	E26BU_
			V	Flashing Yellow Cluster LED with Yellow Lens	E26BV_
			K	Flashing Blue Cluster LED with Blue Lens	E26BK_
			Z	Flashing Amber Cluster LED with Amber Lens	E26BZ_
			X0	Xenon Flasher with Clear Lens	E26BX0_
			X2	Xenon Flasher with Red Lens	E26BX2_
			X3	Xenon Flasher with Green Lens	E26BX3_
			X4	Xenon Flasher with Yellow Lens	E26BX4_
			X6	Xenon Flasher with Blue Lens	E26BX6_
			X9	Xenon Flasher with Amber Lens	E26BX9_

Stacklight Base		
Code	Description	Component Catalog No. <sup>②</sup>
L	Standard	E26BL
F	Flashing <sup>③</sup>	E26BF_

Gray Aluminum		
Code	Description	Component Catalog No.
HM	20 mm 3/4" NPT	E26BHM
JM	160 mm 3/4" NPT	E26BJM
KM	360 mm 3/4" NPT	E26BKM
MM	760 mm 3/4" NPT	E26BMM

Black Aluminum		
Code	Description	Component Catalog No.
HU	20 mm 3/4" NPT	E26BHU
JU	160 mm 3/4" NPT	E26BJU
KU	360 mm 3/4" NPT	E26BKU
MU	760 mm 3/4" NPT	E26BMU
RU	Right Angle 3/4" NPT	E26BRU

① If no voltage is specified, assembled stacklight will be supplied without lamps or LEDs.  
 ② Component Catalog Numbers for flashing bases, alarm units and light modules are incomplete and require the addition of a Suffix Code to specify the required voltage rating. See table below.  
 ③ Flashing base is for use with incandescent lamps.  
 ④ For complete length (extension tube and base), see Page 46-8.  
 ⑤ Unless Base Mount is specified, an extension tube must be selected for a complete unit.  
 ⑥ 240V not available for cylindrical LEDs.

**Table 46-6. Voltage Codes**

Voltage Code	Incandescent Lamp	Cluster LED	Cylindrical LED	Xenon Flasher	Flasher Base/Alarm
(blank)	No Lamp Supplied	No LED Supplied	No LED Supplied	—	—
V1	12V AC/DC	12V AC/DC	12V AC/DC	12V AC/DC	12V AC/DC
V2	24V AC/DC	24V AC/DC	24V AC/DC	24V AC/DC	24V AC/DC
V3	48V AC/DC	48V AC/DC	48V AC/DC	48V AC/DC	48V AC/DC
V4	120V AC/DC	120V AC	120V AC	120V AC	120V AC/DC
V5	240V AC/DC	240V AC	—	240V AC	240V AC/DC

**Product Selection —  
Assembled Units**

**One, Two and Three-Light  
Assembled Stacklights**

- Base mountable
- Incandescent or LED versions
- 24V and 120V versions

**Table 46-7. One-Light Unit Stacklight — Assembled**

Volts AC/DC	Alarm	First Level Color	Illumination Type	Catalog Number	Price U.S. \$
24V	None	Red	Incandescent – Steady	<b>E26XWWL2W-V2</b>	
24V	None	Red	Cylindrical LED – Steady	<b>E26XWWLR1W-V2</b>	
24V	None	Green	Incandescent – Steady	<b>E26XWWL3W-V2</b>	
24V	None	Green	Cylindrical LED – Steady	<b>E26XWWLG1W-V2</b>	
24V	None	Amber	Incandescent – Steady	<b>E26XWWL9W-V2</b>	
24V	None	Amber	Cylindrical LED – Steady	<b>E26XWWLA1W-V2</b>	
120V	None	Red	Incandescent – Steady	<b>E26XWWL2W-V4</b>	
120V ①	None	Red	Cylindrical LED – Steady	<b>E26XWWLR1W-V4</b>	
120V	None	Green	Incandescent – Steady	<b>E26XWWL3W-V4</b>	
120V ①	None	Green	Cylindrical LED – Steady	<b>E26XWWLG1W-V4</b>	
120V	None	Amber	Incandescent – Steady	<b>E26XWWL9W-V4</b>	
120V ①	None	Amber	Cylindrical LED – Steady	<b>E26XWWLA1W-V4</b>	

① LED modules have very low current draw and should not be used with triac output devices like PLC triac output modules. It is recommended that dry contact outputs be used to switch 120V AC modules.

**Table 46-8. Two-Light Unit Stacklight — Assembled**

Volts AC/DC	Alarm	First Level Color	Illumination Type	Second Level Color	Illumination Type	Catalog Number	Price U.S. \$
24V	None	Green	Incandescent – Steady	Red	Incandescent – Steady	<b>E26XWWL32W-V2</b>	
24V	None	Green	Cylindrical LED – Steady	Red	Cylindrical LED – Steady	<b>E26XWWLG1R1W-V2</b>	
120V	None	Green	Incandescent – Steady	Red	Incandescent – Steady	<b>E26XWWL32W-V4</b>	
120V ②	None	Green	Cylindrical LED – Steady	Red	Cylindrical LED – Steady	<b>E26XWWLG1R1W-V4</b>	

② LED modules have very low current draw and should not be used with triac output devices like PLC triac output modules. It is recommended that dry contact outputs be used to switch 120V AC modules.

**Table 46-9. Three-Light Unit Stacklight — Assembled**

Volts AC/DC	Alarm	First Level Color	Illumination Type	Second Level Color	Illumination Type	Third Level Color	Illumination Type	Catalog Number	Price U.S. \$
24V	None	Green	Incandescent – Steady	Amber	Incandescent – Steady	Red	Incandescent – Steady	<b>E26XWWL392W-V2</b>	
24V	None	Green	Cylindrical LED – Steady	Amber	Cylindrical LED – Steady	Red	Cylindrical LED – Steady	<b>E26XWWLG1A1R1W-V2</b>	
120V	None	Green	Incandescent – Steady	Amber	Incandescent – Steady	Red	Incandescent – Steady	<b>E26XWWL392W-V4</b>	
120V ③	None	Green	Cylindrical LED – Steady	Amber	Cylindrical LED – Steady	Red	Cylindrical LED – Steady	<b>E26XWWLG1A1R1W-V4</b>	

③ LED modules have very low current draw and should not be used with triac output devices like PLC triac output modules. It is recommended that dry contact outputs be used to switch 120V AC modules.

**Product Selection — Components**

**Light and Xenon Strobe Modules**

- Light modules include lens diffusers which provide even illumination and eliminate hot spots.
- Xenon strobes emit a bright attention-getting white flashing light. Flash rate = 60/min.
- Xenon strobe modules occupy two positions in the Stacklight Assembly.



*Light/LED  
Module*



*Xenon Strobe  
Module*

**Table 46-10. Light and Xenon Strobe Modules (Include Lens, Diffusers and Lamps Unless Otherwise Noted)**

LED/Lamp Voltage	Lens Color	Incandescent		Cylindrical LED		Cluster LED				Xenon	
		Steady or Flashing		Steady Only		Steady		Flashing		Flashing	
		Catalog Number	Price U.S. \$	Catalog Number	Price U.S. \$	Catalog Number	Price U.S. \$	Catalog Number	Price U.S. \$	Catalog Number	Price U.S. \$
Without Bulb or LED	Red	E26B2		E26BR		E26BR		E26BR		—	
	Green	E26B3		E26BG		E26BG		E26BG		—	
	Yellow	E26B4		E26BY		E26BY		E26BY		—	
	Blue	E26B6		E26BB		E26BB		E26BB		—	
	Amber	E26B9		E26BA		E26BA		E26BA		—	
	Clear	E26B0		E26BW		E26BW		E26BW		—	
12V AC/DC	Red	E26B2V1		E26BR1V1		E26BRV1		E26BEV1		E26BX2V1	
	Green	E26B3V1		E26BG1V1		E26BGV1		E26BUV1		E26BX3V1	
	Yellow	E26B4V1		E26BY1V1		E26BYV1		E26BVV1		E26BX4V1	
	Blue	E26B6V1		E26BB1V1		E26BBV1		E26BKV1		E26BX6V1	
	Amber	E26B9V1		E26BA1V1		E26BAV1		E26BZV1		E26BX9V1	
	Clear	E26B0V1		E26BW1V1		E26BWW1		E26BMV1		E26BX0V1	
24V AC/DC	Red	E26B2V2		E26BR1V2		E26BRV2		E26BEV2		E26BX2V2	
	Green	E26B3V2		E26BG1V2		E26BGV2		E26BUV2		E26BX3V2	
	Yellow	E26B4V2		E26BY1V2		E26BYV2		E26BVV2		E26BX4V2	
	Blue	E26B6V2		E26BB1V2		E26BBV2		E26BKV2		E26BX6V2	
	Amber	E26B9V2		E26BA1V2		E26BAV2		E26BZV2		E26BX9V2	
	Clear	E26B0V2		E26BW1V2		E26BWW2		E26BMV2		E26BX0V2	
48V AC/DC	Red	E26B2V3		E26BR1V3		E26BRV3		E26BEV3		E26BX2V3	
	Green	E26B3V3		E26BG1V3		E26BGV3		E26BUV3		E26BX3V3	
	Yellow	E26B4V3		E26BY1V3		E26BYV3		E26BVV3		E26BX4V3	
	Blue	E26B6V3		E26BB1V3		E26BBV3		E26BKV3		E26BX6V3	
	Amber	E26B9V3		E26BA1V3		E26BAV3		E26BZV3		E26BX9V3	
	Clear	E26B0V3		E26BW1V3		E26BWW3		E26BMV3		E26BX0V3	
120V AC ①	Red	E26B2V4		E26BR1V4		E26BRV4		E26BEV4		E26BX2V4	
	Green	E26B3V4		E26BG1V4		E26BGV4		E26BUV4		E26BX3V4	
	Yellow	E26B4V4		E26BY1V4		E26BYV4		E26BVV4		E26BX4V4	
	Blue	E26B6V4		E26BB1V4		E26BBV4		E26BKV4		E26BX6V4	
	Amber	E26B9V4		E26BA1V4		E26BAV4		E26BZV4		E26BX9V4	
	Clear	E26B0V4		E26BW1V4		E26BWW4		E26BMV4		E26BX0V4	
240V AC ①	Red	E26B2V5		—		E26BRV5		E26BEV5		E26BX2V5	
	Green	E26B3V5		—		E26BGV5		E26BUV5		E26BX3V5	
	Yellow	E26B4V5		—		E26BYV5		E26BVV5		E26BX4V5	
	Blue	E26B6V5		—		E26BBV5		E26BKV5		E26BX6V5	
	Amber	E26B9V5		—		E26BAV5		E26BZV5		E26BX9V5	
	Clear	E26B0V5		—		E26BWW5		E26BMV5		E26BX0V5	

① Incandescent bulbs are AC/DC rated, LEDs are AC rated only.

**Components — Bases, Mounting**

**Table 46-11. Standard and Flashing Bases**

	Description	Voltage	Catalog Number	Price U.S. \$	Approximate Dimensions in Inches (mm) ①
	<b>Standard Base</b> For use with steady incandescent or steady/ flashing LED	12V AC/DC to 240V AC/DC	<b>E26BL</b>		
	<b>Flashing Base</b> Enables configuration of incandescent light modules for steady or flashing operation	12V DC 24V AC/DC 48V AC/DC 120V AC/DC 240V AC/DC	<b>E26BFV1 E26BFV2 E26BFV3 E26BFV4 E26BFV5</b>		

**Standard Base**

**Flashing Base**

Flasher	
Flasher Base Voltage	Max. Allowable No. of Light Modules
12V DC	2
24V AC/DC	4
48V AC/DC	6
120V AC/DC	6
240V AC/DC	6


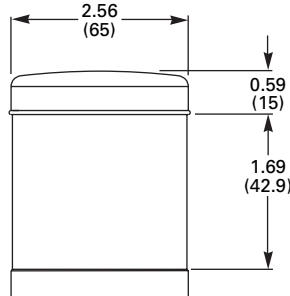
- ① Bases also suitable for mounting with extension tubes listed on **Page 46-8**.
- ② Mounting gasket and cover are supplied as standard with stacklight bases.
- ③ Audible alarm units must be wired via the steady circuit on flashing base units.
- ④ Audible alarm units can be wired in positions as shown but only one unit is permitted on each stack and unit must occupy the last or top mounting position.

**Table 46-12. Mounting Bases and Hubs**


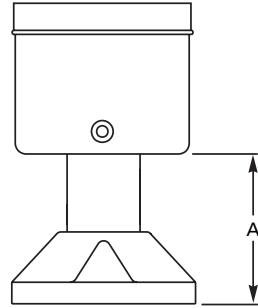


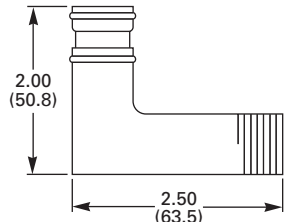
	Description	Voltage	Catalog Number	Price U.S. \$
	<b>Mounting Base</b>			
	Standard 3-Hole Mounting Base	—	<b>E26S108</b>	
	Standard 4-Hole Mounting Base	—	<b>E26S109</b>	
	<b>Myers Type Hub</b>			
	3/4" NPT Threaded Hub	—	<b>E26S104</b>	

**Components — Alarm Units, Extension Tubes**

**Table 46-13. Alarm Units**

	Description	Voltage	Catalog Number	Price U.S. \$	Approximate Dimensions in Inches (mm)
	<b>Audible Alarms — NEMA Type 1 (IP20) —</b> Volume Adjustment Range: 64 dB to 90 dB Typical Current Draw (mA):				
	<b>Mono-Tonal</b>				
	4.5 mA	12V AC/DC	E26BQV1		
	12.6 mA	24V AC/DC	E26BQV2		
	9.4 mA	48V AC/DC	E26BQV3		
	11.5 mA	120V AC/DC	E26BQV4		
	5.1 mA	240V AC/DC	E26BQV5		
	<b>Bi-Tonal</b>				
	4.5 mA	12V AC/DC	E26BNV1		
	12.6 mA	24V AC/DC	E26BNV2		
	9.4 mA	48V AC/DC	E26BNV3		
	11.5 mA	120V AC/DC	E26BNV4		
	5.1 mA	240V AC/DC	E26BNV5		
	<b>Intermittent</b>				
	4.5 mA	12V AC/DC	E26BPV1		
12.6 mA	24V AC/DC	E26BPV2			
9.4 mA	48V AC/DC	E26BPV3			
11.5 mA	120V AC/DC	E26BPV4			
5.1 mA	240V AC/DC	E26BPV5			

**Table 46-14. Extension Tubes**

	Description	Voltage	Catalog Number	Price U.S. \$	Approximate Dimensions in Inches (mm)										
	<b>Extension Tubes</b> For use with Standard Mounting Base or 3/4" NPT Threaded Hub — Gray Aluminum														
	<b>Extension "A" in Inches (mm):</b>														
	0.79 (20) Extension	—	E26BHM												
	6.30 (160) Extension	—	E26BJM												
	14.17 (360) Extension	—	E26BKM												
29.92 (760) Extension	—	E26BMM													
	<b>Extension Tubes</b> For use with Standard Mounting Base or 3/4" NPT Threaded Hub — Black Aluminum				<b>Assembled Dimensions in Inches (mm)</b>										
	<b>Extension "A" in Inches (mm):</b>														
	0.79 (20) Extension	—	E26BHU												
	6.30 (160) Extension	—	E26BJU												
	14.17 (360) Extension	—	E26BKU												
29.92 (760) Extension	—	E26BMU													
	Right Angle Extension Tube				<table border="1"> <thead> <tr> <th>Tube Extension</th> <th>Height A</th> </tr> </thead> <tbody> <tr> <td>0.79 (20)</td> <td>1.77 (45)</td> </tr> <tr> <td>6.30 (160)</td> <td>7.28 (185)</td> </tr> <tr> <td>14.17 (360)</td> <td>15.16 (385)</td> </tr> <tr> <td>29.92 (760)</td> <td>30.91 (785)</td> </tr> </tbody> </table>  <p><b>Right Angle Extension Tube</b></p>	Tube Extension	Height A	0.79 (20)	1.77 (45)	6.30 (160)	7.28 (185)	14.17 (360)	15.16 (385)	29.92 (760)	30.91 (785)
	Tube Extension	Height A													
0.79 (20)	1.77 (45)														
6.30 (160)	7.28 (185)														
14.17 (360)	15.16 (385)														
29.92 (760)	30.91 (785)														

46

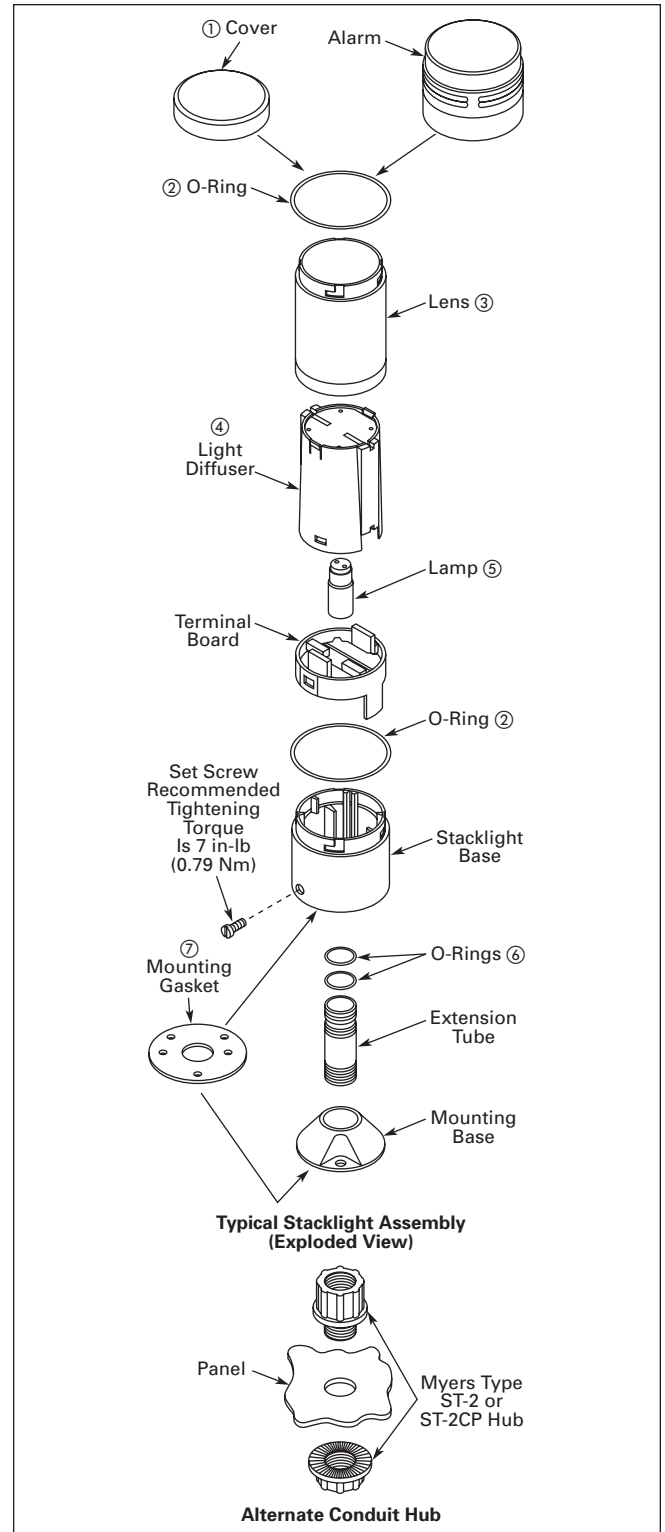


**Accessories**

**Table 46-15. Replacement Accessories**

Description	Notes	Diagram	Catalog Number	Price U.S. \$
Replacement Cover	Normally included with Stacklight Base	1	<b>E26S68</b>	
Replacement Lens O-Ring	Normally included with Light Modules	2	<b>E26S106</b> ①	
Replacement Lenses	Clear Red Green Yellow Blue Amber	3	<b>E26S38</b> <b>E26S39</b> <b>E26S40</b> <b>E26S41</b> <b>E26S42</b> <b>E26S43</b>	
Replacement Xenon Strobe Dual High (Does not include lenses)	12V AC/DC 24V AC/DC 48V AC/DC 120V AC 240V AC	4	<b>E26S33</b> <b>E26S34</b> <b>E26S35</b> <b>E26S36</b> <b>E26S37</b>	
Replacement Diffusers	White — Normally Supplied with Incandescent Light Modules	4	<b>E26S31</b>	
	Clear — Normally Supplied with LED Light Modules	4	<b>E26S32</b>	
Replacement Lamps ④	12V 24V 48V 120V 240V	5	<b>E26S8</b> <b>E26S9</b> <b>E26S10</b> <b>E26S11</b> <b>E26S12</b>	
Replacement Extension Tube O-Rings	Normally included with Extension Tubes	6	<b>E26S107</b> ②	
Replacement Mounting Gasket ③	Normally included with Stacklight Base	7	<b>E26S105</b>	
Lamp Removal Tool	For E26 and E22 Incandescent Lamps		<b>E22BA3</b>	

- ① Sold in packages of 5 pieces.
- ② Sold in packages of 10 pieces.
- ③ Mounting gaskets have two sets of mounting holes — one set with center-to-center spacing of 1.75 in. (44.5 mm) and another set with center-to-center spacing of 1.65 in. (42 mm).
- ④ For replacement LEDs, see **Table 46-16**.



**Figure 46-1. Typical Stacklight Assemblies**

**LEDs — Cylindrical or Cluster**



*Cylindrical Stacklight LED*



*Cluster LED*

**Table 46-16. Product Selection — LEDs**

Voltage	Color	Cylindrical LEDs		Cluster LEDs			
		Steady Only		Steady		Flashing	
		Catalog Number	Price U.S. \$	Catalog Number	Price U.S. \$	Catalog Number	Price U.S. \$
12V AC/DC	Red	E26S110		E26S15		E26S48	
	Green	E26S114		E26S19		E26S53	
	Yellow	E26S112		E26S23		E26S58	
	Blue	E26S115		E26S27		E26S63	
	White	E26S116		E26S71		E26S75	
	Amber	E26S111		E26S79		E26S84	
24V AC/DC	Red	E26S117		E26S16		E26S49	
	Green	E26S121		E26S20		E26S54	
	Yellow	E26S119		E26S24		E26S59	
	Blue	E26S122		E26S28		E26S64	
	White	E26S123		E26S72		E26S76	
	Amber	E26S118		E26S80		E26S85	
48V AC/DC	Red	E26S124		E26S17		E26S50	
	Green	E26S128		E26S21		E26S55	
	Yellow	E26S126		E26S25		E26S60	
	Blue	E26S129		E26S29		E26S65	
	White	E26S130		E26S73		E26S77	
	Amber	E26S125		E26S81		E26S86	
120V AC/DC	Red	E26S138		E26S18		E26S51	
	Green	E26S142		E26S22		E26S56	
	Yellow	E26S140		E26S26		E26S61	
	Blue	E26S143		E26S30		E26S66	
	White	—		E26S74		E26S78	
	Amber	E26S139		E26S82		E26S87	
240V AC/DC	Red	—		E26S44		E26S52	
	Green	—		E26S45		E26S57	
	Yellow	—		E26S46		E26S62	
	Blue	—		E26S47		E26S67	
	White	—		E26S101		E26S102	
	Amber	—		E26S83		E26S88	

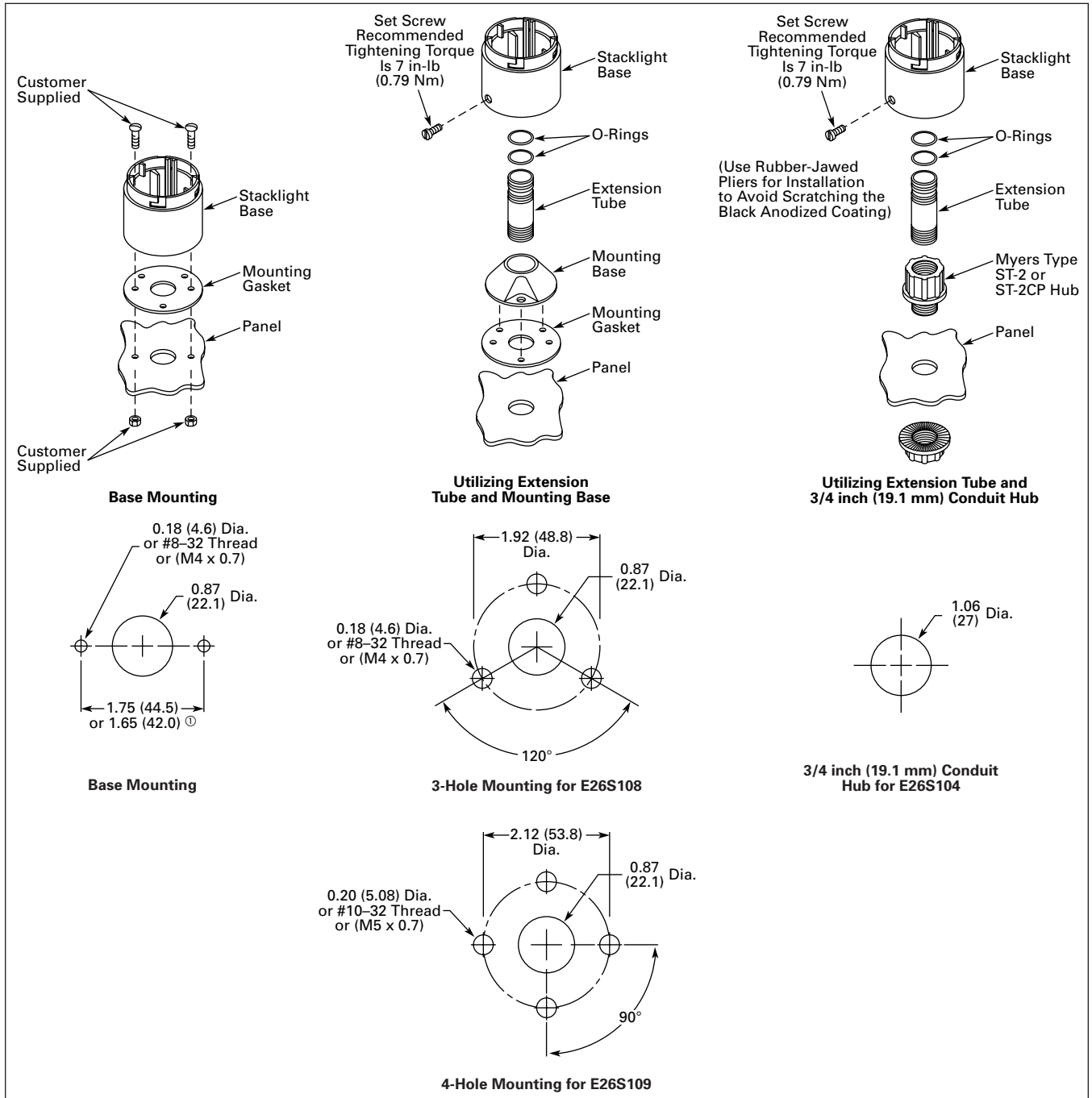
**Dimensions**

**Mounting**

Stacklight bases may be mounted without the use of extension tube or mounting base. If additional height is required, choose 0.8 inches to

30 inches (20 – 760 mm) extension tubes that fit between the mounting base and stacklight base. The extension tubes are threaded with 3/4" NPT

threads, allowing for direct connection to conduit fittings or threaded holes without the use of a mounting base.



**Figure 46-2. Mounting Options and Dimensions in Inches (mm)**

① Stacklight base and gasket are supplied as standard with two sets of base mount holes. One set with center-to-center spacing of 1.75 inches (44.5 mm) and another set with center-to-center spacing of 1.65 inches (42 mm).

Dimensions

Dimensions

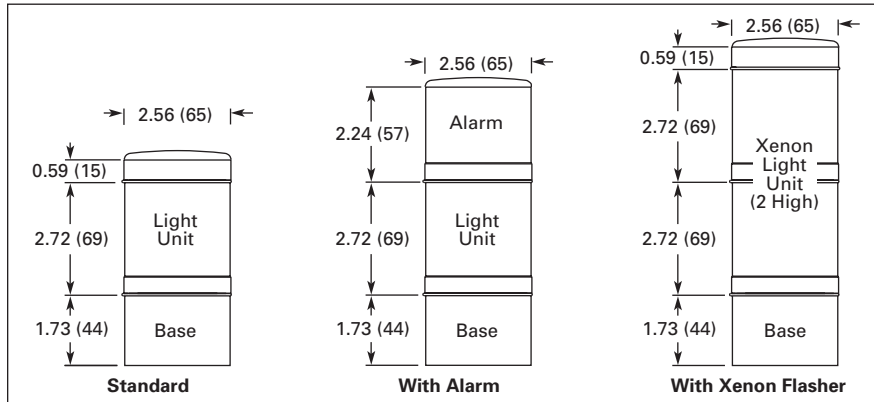


Figure 46-3. Approximate Dimensions in Inches (mm) — One-Light Unit Stacklight

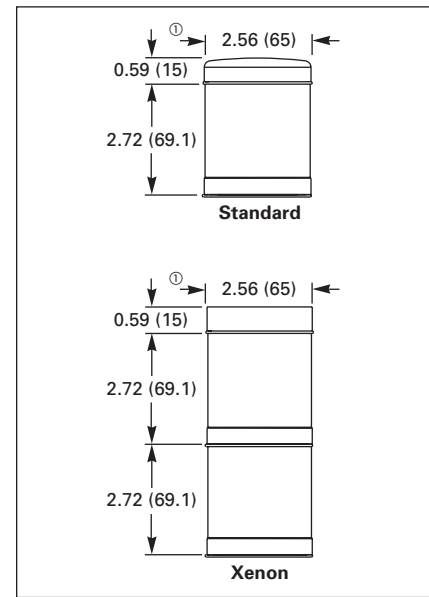


Figure 46-6. Approximate Dimensions in Inches (mm) — Light Modules

① Cover included with stacklight base.

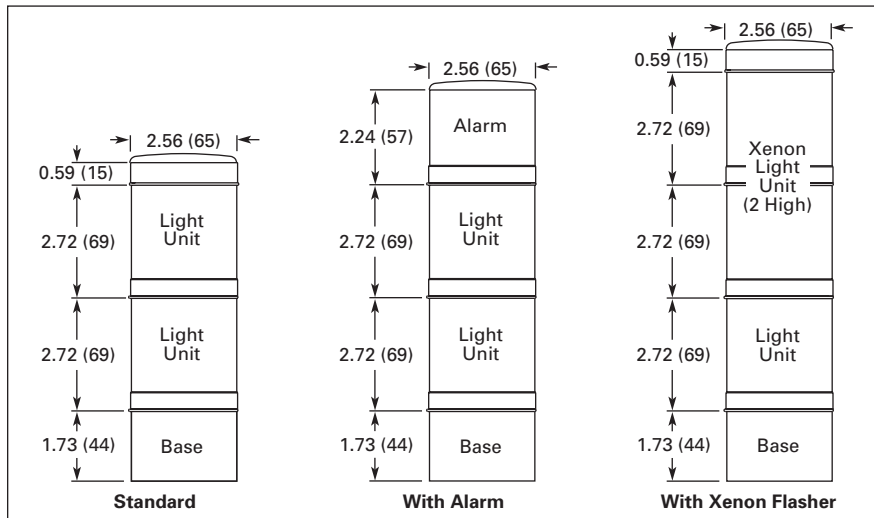


Figure 46-4. Approximate Dimensions in Inches (mm) — Two-Light Unit Stacklight

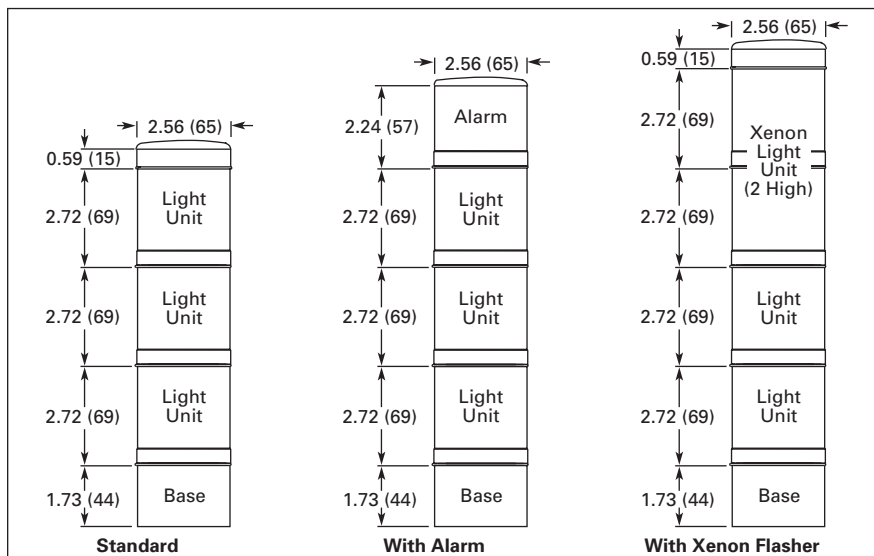


Figure 46-5. Approximate Dimensions in Inches (mm) — Three-Light Unit Stacklight