

# High performance operating handles for Series G circuit breakers



Eaton's new Series G<sup>®</sup> rotary circuit breaker handle mechanism is built for high performance. Its clean, functional design makes installation and operation easier than ever. Underneath the aesthetically pleasing exterior of the door-mounted handle is a robust metal core constructed for reliable operation in harsh environments. To fit a variety of applications and enclosure configuration types, this handle mechanism is offered in three shaft lengths, two color schemes, and Type 1/12/3R or Type 4/4X ratings.

#### Used in control panels for industrial machinery

- Pumps and compressors
- Conveyors and material handling equipment
- Mixers and grinders
- Metalworking machines
- Extruders, injection molding and other plastics machinery
- Packaging machinery

#### Rugged, compact design

Suitable for use in even the most severe environments, the external handle's key functional components are all metallic, ensuring reliability. The metal-on-metal defeater between the handle and shaft prevents contaminant build-up that could impede operation, while UV and chemical agent resistant materials protect the handle from heat and fading in direct sunlight and from contaminants that may be introduced in harsh environments.

In addition to its robust design features, the handle mechanism has stand-off support that allows for easy operation with a gloved hand.

#### Ease of installation and operation

The handle mechanism's design enables fast and efficient mounting. To further ease installation and positioning of the shaft, the handles are designed with guided shaft alignment.

These handle mechanisms can accept padlocks or multi-hasps locks for added flexibility. The door is interlocked when padlocked and cannot be bypassed—a key feature to enhance personnel safety.

With a shallow profile, the mechanism has an overall handle depth of only 1.77 inches (45 mm) <sup>1</sup>, so the handle can easily be used in applications where an internal/double door is required.


#### Emergency applications

Red and yellow handles are available for use on local safety enclosure to designate emergency disconnecting means.

<sup>1</sup> Applies to Series G EG, JG and LG handle types.



Powering Business Worldwide



Internal handle can be operated independent of door position and locked-out to meet NFPA 79 and UL 508A disconnect requirements.







Design allows for fast and efficient mounting.



Red/Yellow color option is available for emergency disconnect.



Lock-out feature prevents opening door when handle is padlocked.

Series G Frame	Color	Shaft Length		Rating Type		Catalog Number
		Inches	mm	NEMA	IP	
	Black/Blue	6.00	152.4	1/12/3R	20/54/55	EGHMVD06B
		12.00	304.8	1/12/3R	20/54/55	EGHMVD12B
		24.00	609.6	1/12/3R	20/54/55	EGHMVD24B
	Red/Yellow	6.00	152.4	1/12/3R	20/54/55	EGHMVD06R
		12.00	304.8	1/12/3R	20/54/55	EGHMVD12R
		24.00	609.6	1/12/3R	20/54/55	EGHMVD24R
	Black/Blue	6.00	152.4	4/4X	66	EGHMVD06BX
		12.00	304.8	4/4X	66	EGHMVD12BX
		24.00	609.6	4/4X	66	EGHMVD24BX
	Red/Yellow	6.00	152.4	4/4X	66	EGHMVD06RX
		12.00	304.8	4/4X	66	EGHMVD12RX
		24.00	609.6	4/4X	66	EGHMVD24RX
	Black/Blue	6.00	152.4	1/12/3R	20/54/55	JGHMVD06B
		12.00	304.8	1/12/3R	20/54/55	JGHMVD12B
		24.00	609.6	1/12/3R	20/54/55	JGHMVD24B
	Red/Yellow	6.00	152.4	1/12/3R	20/54/55	JGHMVD06R
		12.00	304.8	1/12/3R	20/54/55	JGHMVD12R
		24.00	609.6	1/12/3R	20/54/55	JGHMVD24R
	Black/Blue	6.00	152.4	4/4X	66	JGHMVD06BX
		12.00	304.8	4/4X	66	JGHMVD12BX
		24.00	609.6	4/4X	66	JGHMVD24BX
	Red/Yellow	6.00	152.4	4/4X	66	JGHMVD06RX
		12.00	304.8	4/4X	66	JGHMVD12RX
		24.00	609.6	4/4X	66	JGHMVD24RX
	Black/Blue	6.00	152.4	1/12/3R	20/54/55	LGHMVD06B
		12.00	304.8	1/12/3R	20/54/55	LGHMVD12B
		24.00	609.6	1/12/3R	20/54/55	LGHMVD24B
	Red/Yellow	6.00	152.4	1/12/3R	20/54/55	LGHMVD06R
		12.00	304.8	1/12/3R	20/54/55	LGHMVD12R
		24.00	609.6	1/12/3R	20/54/55	LGHMVD24R
	Black/Blue	6.00	152.4	4/4X	66	LGHMVD06BX
		12.00	304.8	4/4X	66	LGHMVD12BX
		24.00	609.6	4/4X	66	LGHMVD24BX
	Red/Yellow	6.00	152.4	4/4X	66	LGHMVD06RX
		12.00	304.8	4/4X	66	LGHMVD12RX
		24.00	609.6	4/4X	66	LGHMVD24RX
	Black/Blue	8.00	203.2	1/12/3R	20/54/55	NGHMVD08B
	Red/Yellow	8.00	203.2	1/12/3R	20/54/55	NGHMVD08R
	Black/Blue	8.00	203.2	4/4X	66	NGHMVD08BX
	Red/Yellow	8.00	203.2	4/4X	66	NGHMVD08RX

**Note:** Also available as separate handle, shaft and mechanism. Refer to Tab 1 of the OEM Product Guide, PG08302001E, for more information.

**Eaton Corporation**  
 Electrical Sector  
 1111 Superior Ave.  
 Cleveland, OH 44114  
 United States  
 877-ETN-CARE (877-386-2273)  
 Eaton.com

© 2009 Eaton Corporation  
 All Rights Reserved  
 Printed in USA  
 Publication No. PA01222001E / Z8710  
 August 2009



PowerChain Management is a registered trademark of Eaton Corporation.

All other trademarks are property of their respective owners.

