

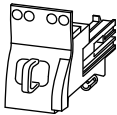
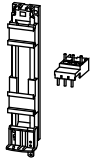
Circuit & Motor Protection

Manual Motor Protectors & Controllers

PRODUCT SELECTION

XTIEC Manual Motor Protectors — Accessories

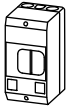
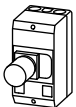
Combination Connection Kits for Connection of XTPR MMP with XTCE Contactor

	For Use with...	Description	Std. Pack	Catalog Number
Non-Reversing Starters				
	XTPR...B + XTCE...B	Comprised of: <ul style="list-style-type: none"> Mechanical connection element for XTPR...B and contactor Main current wiring between XTPR...B and contactor in tool-less plug connection Cable guidance Use contactor auxiliary switch XTCEXFAT_. Control cable guidance: max. 6 cables up to 2.5 mm ² external diameter or 4 cables up to 3.5 mm ² external diameter.	1	XTPAXTPCB
	XTPR...B + XTCE...C	Comprised of: <ul style="list-style-type: none"> DIN-Rail adapter plate Main current wiring between XTPR and contactor 	1	XTPAXTPCC
	XTPR...D + XTCE...D		1	XTPAXTPCD


Insulated Enclosures for Surface Mounting

	Degree of Protection	For Use with...	Description	Catalog Number
--	----------------------	-----------------	-------------	----------------


XTPB Pushbutton Manual Motor Protectors — North American Usage ①②

	IP65 NEMA 3R, 4X, 12, 13	XTPB MMP Only or with: XTPAXFA..., XTPBXFAEM20, XTPAXSA..., XTPAXUVR..., XTPAXSR..., XTPAXCL	With actuating diaphragm	XTPBXENAS65
	IP65 NEMA 3R, 4X, 12, 13	XTPB MMP Only or with: XTPAXFA..., XTPBXFAEM20, XTPAXUVR..., XTPAXSR..., XTPAXCL	With Emergency-Stop (E-Stop) pushbutton actuator, Red-Yellow	XTPBXENASES65

B-Frame (0.1 – 32A) XTPR Rotary Manual Motor Protectors — North American Usage ③

	IP55 NEMA 1, 12, 3R	B-Frame XTPR Only or with: XTPAXSA... and XTPAXFA..., XTPAXUVR... and XTPAXFA..., XTPAXSR... and XTPAXFA..., XTPAXCL	With red/yellow rotary handle for use as Emergency-Stop switch to VDE 0113	XTPAXENAS55RY
---	------------------------	--	--	---------------

D-Frame (10 – 65A) XTPR Rotary Manual Motor Protectors ④⑤

	IP65 NEMA 1, 12, 3R, 4X	D-Frame XTPR Only or with: XTPAXFA..., XTPAXFAEM20, XTPAXSA..., XTPAXSATR..., XTPAXUVR..., XTPAXSR..., XTPAXCL	With red/yellow rotary handle for use as Emergency-Stop switches to IEC / EN 60204	XTPAXENCSD65RY
---	----------------------------	--	--	----------------

① Built-in terminal for PE(N).

② North American enclosures come with conduit adapters for use with 1/2" NPT.

③ Built-in N and PE terminal, lower part without knockouts.

④ Integrated terminal for PE(N) connection.

⑤ % Metric knockouts:
 Top ÷ bottom: M25/M32
 In backplate: M25/M32
 Control cable entry: M20