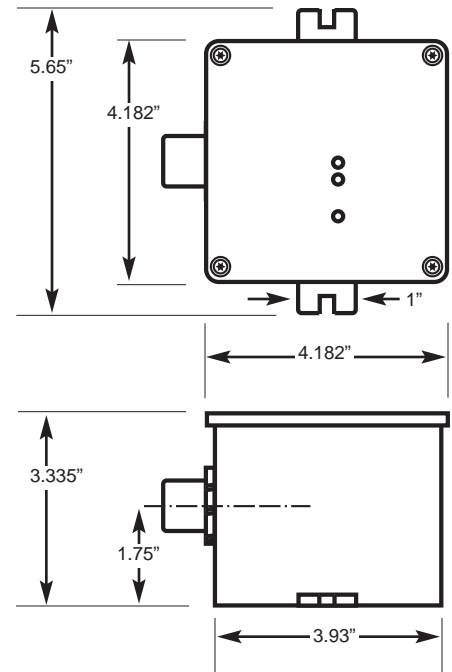




HARDWIRED SURGE PROTECTION DEVICE

IG1240RC

- For 120/240 VAC Single phase applications
 - Also called 120/240 VAC Split phase
- For installation in Category "C, B and A" locations
 - Main panel and sub-panel applications
- Parallel installation
- 60k Amps Total Peak Surge Capacity
 - 20k Amps per Phase
- All Mode protection
 - 6 distinct protection modes
 - Line-to-Neutral, Line-to-Ground, Neutral-to-Ground, Line-to-Line
- Individual thermally protected components
- Status monitoring circuit
 - Green LED status indicator lights for each phase
 - Red LED alarm status indicator
- NEMA 4 polycarbonate plastic enclosure
 - ½" nipple wire entry
 - 30", 14-gauge color coded leads
 - Permanently attached mounting feet
 - Flush mounting option (kit number IG1240FMP3)
- UL Listed to U.S. and Canadian safety standards
 - UL 1449 2nd Edition
- Tested to 25,000 KAIC fault current per NEC 285
- Five year product warranty
- \$10,000.00 connected equipment warranty
 - Appliances and Electronics
 - Residential sites only
- Compatible with power line carrier type home automation and X10 systems



Features and Applications:

The **IG1240RC** features six modes of protection and is recommended for residential and light commercial applications. It is intended for installation on 120/240 volt AC panels. The IG1240RC incorporates the newest developments in MOV technology and provides individual component thermal protection and monitoring. The failure of a single component will turn the LED indicator OFF and turn the alarm indicator ON.

The "All Mode" protection configuration provides distinct protection paths between every conductor in the electrical system. When installed on service entrance or main panels with a common neutral-ground bus, line-to-neutral and line-to-ground protective circuits are paralleled for redundancy and maximum current capability. On sub-panels with separate neutral and ground busses, protection is provided against all possible modes of surge energy with distinct line-to-neutral, line-to-ground, neutral-to-ground and line-to-line protection components.

The IG1240RC carries a 5 year product and 5 year residential connected equipment warranty of up to \$10,000.00. See the complete warranty for details.

Performance Ratings:

Operating Frequencies: 50, 60, 400 Hz.

Maximum Continuous Operating Voltage: 115 %

Actual Suppressed Voltage:

Line to Neutral	354
Line to Ground	352
Neutral to Ground	340
Line to Line	649

UL1449 Suppressed Voltage - SVR:

Line to Neutral	400
Line to Ground	400
Neutral to Ground	400
Line to Line	700

Surge Current Ratings (8 x 20 μ Sec.)

Per phase (L - N + L - G)	20,000 amps	Total system	60,000 amps
-----------------------------	-------------	--------------	-------------

Specifications:

CONFIGURATION: Parallel technology permits installation over a wide range of applications and ampacities. Compact design provides a small footprint for easy installation.

PROTECTION MODES: All Mode protection; line to line, line to neutral, line to ground and neutral to ground.

COMPONENTS: Board configuration provides Very Low Impedance (VLI) surge paths.

THERMAL PROTECTION: MOV's contain thermal detection (TDC) and protection. Components react to excessive heat stress at each component location and will trigger the TDC to decouple the affected suppression component.

OPERATIONAL INDICATORS: Dedicated circuits monitor each component in each mode and control the operation of each phase LED indicator. Lighted green indicator(s) represent normal power-on and unit operational condition. A red indicator will light if protection is reduced or lost.

ENCLOSURE: NEMA 4 type polycarbonate (Noryl).

MOUNTING: Two tabs molded into unit housing are located on two faces. Unit may also be mounted by use of the 1/2" offset nipple.

WIRING: 30" of 14 gauge stranded copper wire is preconnected for each phase, neutral and ground. Wires exit the enclosure through a 1/2" nipple located at the left side of the enclosure.

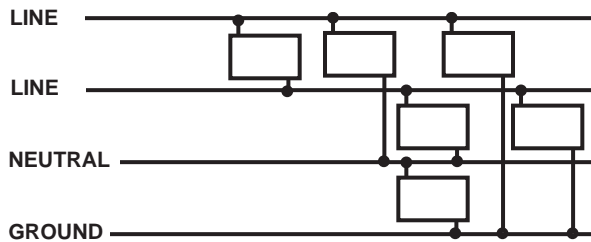
WIRE COLOR CODE: Black - phase leads, White - neutral lead, Green - ground lead.

WEIGHT: 2.85 pounds, 3.27 pounds in carton, 13.65 pounds in master carton of four units.

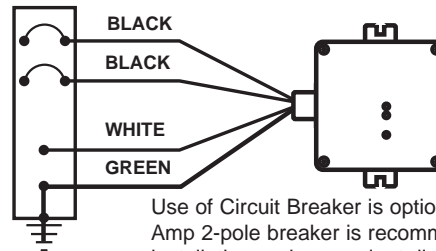
AMBIENT OPERATING TEMPERATURE: - 40 to + 85 °C (- 40 to + 185 °F).

AGENCY LISTINGS: UL 1449 - 2nd Edition; cULus

Protection Diagram:



Wiring Diagram:



WARRANTY AND LIMITATION OF LIABILITY

If within five (5) years from the date of purchase, this surge protection device fails due to defect in material or workmanship, Intermatic Incorporated will repair or replace it free of charge. The warranty does not apply to: (a) damage caused by accident, abuse, mishandling, dropping; (b) units which have been subject to unauthorized repair, opened, taken apart; (c) units not used in accordance with directions. Some states do not allow a limitation of damages, so the foregoing limitations may not apply to you. This warranty gives you specific legal rights and you may also have other rights, which vary, from state to state. This warranty service is available by either (a) returning the product to the dealer from whom the unit was purchased, or (b) obtaining a Returned Authorization from the Intermatic Service Center at 815-675-7000. Contact the company or refer to the warranty sheet enclosed with each product for complete warranty details.

INTERMATIC INCORPORATED

<http://www.intermatic.com>

INTERMATIC PLAZA, SPRING GROVE, ILLINOIS 60081-9698

1-800-391-4555

Printed in U.S.A.

© Copyright 2003

300IG10214

11.03 2.5 M