

Applications


- For use in dry locations to bond EMT conduit to a box or enclosure
- RACO® steel set screw connectors provide concrete-tight connections when taped
- RACO® set screw connectors are suitable for applications above 600V

Product Features

- All steel construction insures mechanical protection for the raceway
- Tri-head screws (1/2" to 1" trade sizes) may be installed using a slotted, Phillips, or Robertson head screwdriver
- 2-1/2" to 4" trade sizes are also UL listed for use on Rigid/IMC conduit, allowing for design and installation flexibility
- All components are zinc electro-plated for corrosion protection

Compliances


1/2"-2"

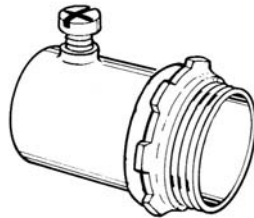
-  - Standard 514B
- C22.2 No. 18

2-1/2"-4"

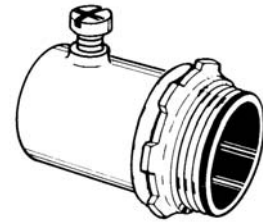
-  - Standard 514B

2-1/2"-4"

-  - C22.2 No. 18



UNINSULATED THROAT
CONNECTORS
STEEL



INSULATED
CONNECTORS
STEEL

ORDERING INFORMATION - DIMENSIONS

SET SCREW CONNECTORS - STEEL					
INSULATED THROAT CATALOG NUMBER	UNINSULATED THROAT CATALOG NUMBER	TRADE SIZE	UNIT CTN. QTY.	SHIP CTN. QTY.	UPC BAR CODE
2122	2002	1/2"	50	500	—
2122-8	2002-8	1/2"	1	25	
2123	2003	3/4"	25	250	—
2123-8	2003-8	3/4"	1	20	
—	2004	1"	25	100	—
2124	—	1"	—	25	—
2124-8	2004-8	1"	1	10	
2125	2005	1-1/4"	—	20	—
2126	2006	1-1/2"	—	20	—
2128	2008	2"	—	20	—
2160	2140	2-1/2"	—	5	—
2162	2142	3"	—	1	—
2164	2144	3-1/2"	—	1	—
2166	2146	4"	—	1	—