

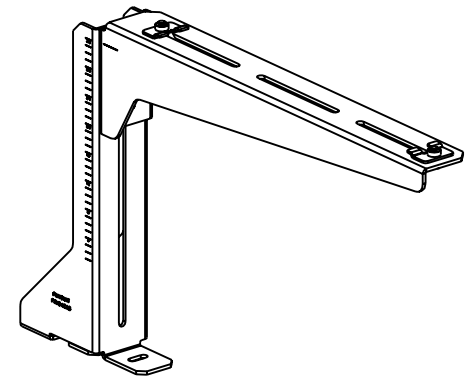
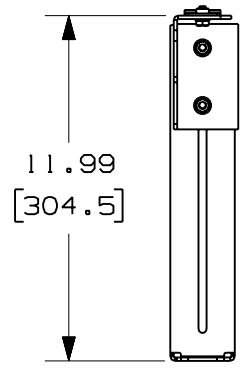
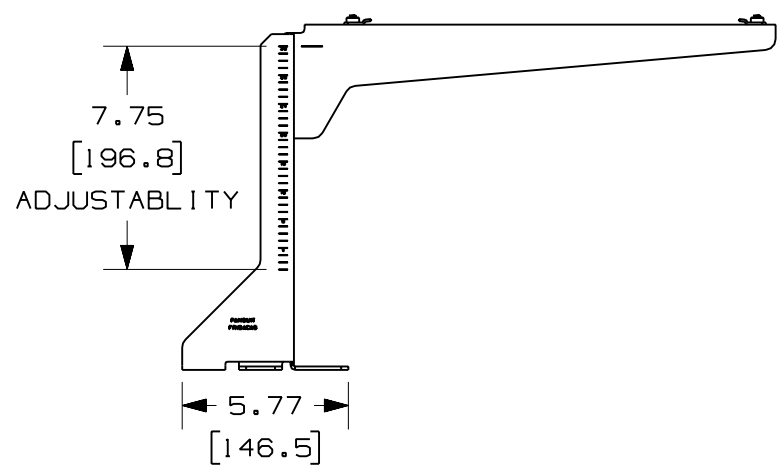
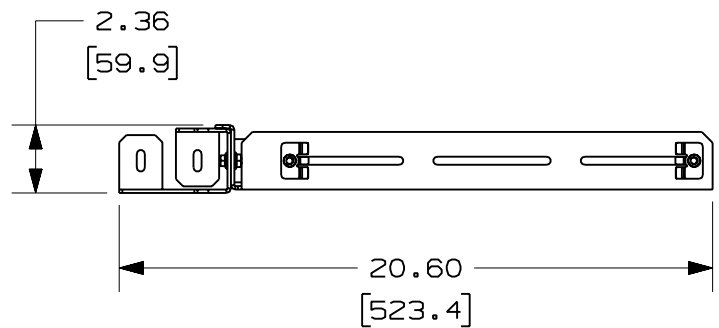


PANDUIT PART NUMBER	WEIGHT
FR12ACAB	4.32 LB/EACH (1960g/EACH)



NOTES:

- SEE CURRENT CATALOG FOR ADDITIONAL PART SUFFIXES TO INDICATE PACKAGE QUANTITY.
- THE FIBERRUNNER 12x4 QUIKLOCK ADJUSTABLE CABINET BRACKET IS USED TO SUPPORT THE FIBERRUNNER 12x4 CABLE ROUTING SYSTEM DIRECTLY ALONG THE TOP OF TELECOMMUNICATION CABINETS WITHOUT THE USE OF THREADED ROD.
- THE FIBERRUNNER 12x4 QUIKLOCK ADJUSTABLE CABINET BRACKET INCLUDES:
ONE (1) BRACKET ASSEMBLY,
TWO (2) 1/4-20x5/8 HEX HEAD SERRATED FLANGE SCREWS,
TWO (2) 1/4-20 HEX SERRATED FLANGE NUTS,
ONE (1) 1/4-20 T-BOLT,
ONE (1) 1/4-20 HEX KEPS LOCK NUT
- FINISH COLOR: BLACK (EXCEPT HARDWARE)
- DIMENSIONS IN PARENTHESES ARE IN METRIC.



ENG. REF.: D38557BF_DC_FR12ACAB_02.prt

CAD FILENAME/LAYERS: FR12ACAB.pdf

REV	DATE	BY	CHK	DESCRIPTION	ECN	R	CUST	SUP	GMBH
-	-----	---	--	G. REVISED GENERAL NOTES.	-----	--	--		
-	-----	---	--	F. REVISED PART WEIGHT. E. REVISED DRAWING TITLE.	-----	--	--		
1	1-5-07	MSO	RN	D. REVISED CAD FILENAME. C. REVISED AND REDRAWN.	38557-06	RN	RN		

<h1>PANDUIT</h1> <p>CORP TINLEY PARK, ILLINOIS</p> <p>FIBERRUNNER 12x4 QUIKLOCK ADJUSTABLE CABINET BRACKET (FR12ACAB) CUSTOMER DRAWING </p>	
UNLESS OTHERWISE SPECIFIED, DIMENSIONAL TOLERANCES ARE: (.X) ± (.XXX) ± (.XX) ± .03 (.8) ANGLES ±	UNLESS OTHERWISE SPECIFIED, ALL DIMENSIONS ARE GIVEN IN INCHES, THIRD ANGLE PROJECTION.
DRAWN BY: JHNU DATE: 5-13-03 CHK'D: SMF	SCALE: NONE DRAWING NO.: 38557-06 DWG SIZE: A
<h2>STEEL</h2>	