



Pulse Start Metal Halide Protected

Pulse Start MH Pro 350W Excl Mog ED37 CL

Philips Protected Pulse Start Metal Halide "O" Rated Lamps are a better alternative to the standard switch start metal halide.

PHILIPS
sense and simplicity

Pulse Start Metal Halide Protected

Product data

• General Characteristics

System Description	Pulse Start
Base	Exclusionary Mogul Screw [Exclusionary Mogul Screw]
Base Information	Nic/Brass [Nickel/Brass Base]
Bulb	ED37
Bulb Material	Hard Glass
Bulb Finish	Clear
Operating Position	Base Up +/-15D [Hanging +/-15D or Base Up (BU)]
Main Application	General Lighting
RatedAvgLife(See Family Notes)	20000 hr

• Light Technical Characteristics

Color Code	640 [CCT of 4000K]
Color Rendering Index	64 Ra8
Color Designation	Cool White
Color Temperature	4000 K
Color Temperature technical	3700 (min), 4000 (nom), 4300 (max) K
Chromaticity Coor- dinate X	390 -
Chromaticity Coor- dinate Y	395 -
Initial Lumens	34000 Lm
Luminous Efficacy Lamp	97 Lm/W
Design Mean Lumens	23800 Lm

• Electrical Characteristics

Watts	350 W
Lamp Voltage	135 V
Lamp Current	2.83 A

Ignition Time	120 (max) s
Re-ignition Time [min]	10 (max) min

• Environmental Characteristics

Mercury (Hg) Content	43.5 (max) mg
-------------------------	---------------

• Luminaire Design Requirements

Cap-Base Tempera- ture	210 (max) C
Bulb Temperature	400 (max) C

• Product Dimensions

Light Center Length L	7 in
Max Overall Length (MOL) - C	11.5 (max) in
Diameter D	4.625 in

• Product Data

Product number	391011
Full product name	Pulse Start MH Pro 350W Excl Mog ED37 CL
Short product name	Pulse Start MH Pro 350W Excl Mog ED37 CL
Pieces per Sku	1
eop_pck_cfg	6
Skus/Case	6
Bar code on pack	46677391010
Bar code on case	50046677391015
Logistics code(s)	928601159401
eop_net_weight_pp	0.001 kg

Warnings and Safety

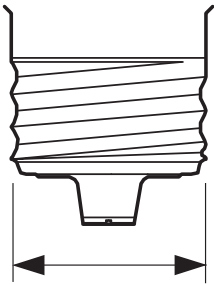
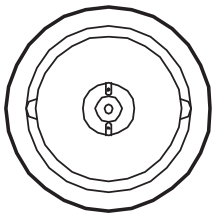
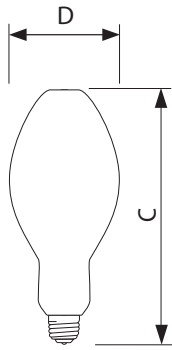
- R "WARNING: These lamps can cause serious skin burn and eye inflammation from short wave ultraviolet radiation if outer envelope of the lamp is broken or punctured. Do not use where people will

remain for more than a few minutes unless adequate shielding or other safety precautions are used. Certain lamps that will automatically extinguish when the outer envelope is broken or punctured are commercially available." This lamp complies with FDA radiation performance standard 21 CFR subchapter J. (USA:21 CFR 1040.30 Canada: SOR/DORS/80-381)

Dimensional drawing

EX39, ED-37

Product	C (Max)	D (Norm)
MP-PS 350W/640 EX39 ED37 BU	11.5	4.625



Ø 39

EX39



© 2012 Koninklijke Philips Electronics N.V.
All rights reserved.

Specifications are subject to change without notice. Trademarks are the property of Koninklijke Philips Electronics N.V. or their respective owners.

www.philips.com/lighting

2012, January 31
data subject to change