

Switch Start Metal Halide Protected

Switch Start MH Protected 360W/640 EX39 ED37 CL

An efficient, protected "O" rated lighting solution that is suitable for open-rated fixtures. Ideal for both indoor and outdoor applications.



Product data

• General Characteristics

| | |
|-----------------------------------|--|
| Base | Exclusionary Mogul Screw [Exclusionary Mogul Screw] |
| Base Information | Nic/Brass [Nickel/Brass Base] |
| Bulb | ED37 |
| Bulb Material | Hard Glass |
| Bulb Finish | Clear |
| Operating Position | Base Up +/-15D [Hanging +/-15D or Base Up (BU)] |
| Main Application | General Lighting |
| RatedAvgLife(See Family Notes) | 20000 hr |
| Energy Saving | Energy Saving |

• Light Technical Characteristics

| | |
|--------------------------------|--------------------|
| Color Code | 640 [CCT of 4000K] |
| Color Rendering Index | 65 Ra8 |
| Color Designation | Cool White |
| Color Temperature | 4000 K |
| Color Temperature technical | 4000 K |
| Chromaticity Coor- dinate X | 385 - |
| Chromaticity Coor- dinate Y | 395 - |
| Initial Lumens | 34200 Lm |
| Luminous Efficacy Lamp | 95 Lm/W |
| Design Mean Lumens | 23940 Lm |

• Electrical Characteristics

| | |
|--------------|-------|
| Watts | 360 W |
| Lamp Voltage | 120 V |
| Lamp Current | 3 A |

| | |
|---------------------------|--------------|
| Ignition Time | 120 (max) s |
| Re-ignition Time [min] | 16 (max) min |

• Environmental Characteristics

| | |
|-------------------------|-------------|
| Mercury (Hg) Content | 60 (max) mg |
|-------------------------|-------------|

• UV-related Characteristics

| | |
|--------------------|------------|
| PET (NIOSH) | 1650 h.klx |
| Damage Factor D/fc | 0.193 - |

• Luminaire Design Requirements

| | |
|---------------------------|-------------|
| Cap-Base Tempera- ture | 210 (max) C |
| Bulb Temperature | 400 (max) C |

• Product Dimensions

| | |
|---------------------------------|---------------|
| Light Center Length L | 7 in |
| Max Overall Length (MOL) - C | 11.5 (max) in |
| Diameter D | 4.625 in |

• Product Data

| | |
|--------------------|--|
| Product number | 130674 |
| Full product name | Switch Start MH Protected 360W/640 EX39 ED37 CL |
| Short product name | Switch St MH Prot 360W/640 EX39 ED37 CL |
| Pieces per Sku | 1 |
| eop_pck_cfg | 6 |

Switch Start Metal Halide Protected

Skus/Case 6
Bar code on pack 46677130671
Bar code on case 50046677130676

Logistics code(s) 928601159601
eop_net_weight_pp 0.001 kg

Warnings and Safety

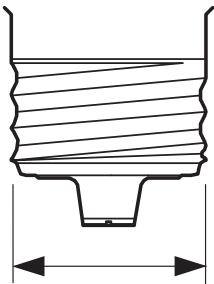
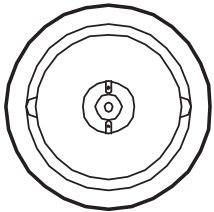
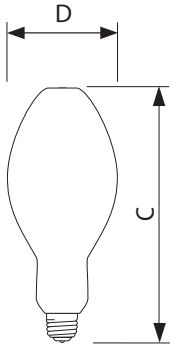
- R "WARNING: These lamps can cause serious skin burn and eye inflammation from short wave ultraviolet radiation if outer envelope of the lamp is broken or punctured. Do not use where people will

remain for more than a few minutes unless adequate shielding or other safety precautions are used. Certain lamps that will automatically extinguish when the outer envelope is broken or punctured are commercially available." This lamp complies with FDA radiation performance standard 21 CFR subchapter J. (USA:21 CFR 1040.30 Canada: SOR/DORS/80-381)

Dimensional drawing

EX39, ED-37

| Product | C (Max) | D (Norm) |
|-----------------------------|---------|----------|
| MP 360W/640 EX39 ED37 BU ES | 11.5 | 4.625 |



$\text{Ø } 39$

EX39



© 2012 Koninklijke Philips Electronics N.V.
All rights reserved.

Specifications are subject to change without notice. Trademarks are the property of Koninklijke Philips Electronics N.V. or their respective owners.

www.philips.com/lighting

2012, February 1
data subject to change