



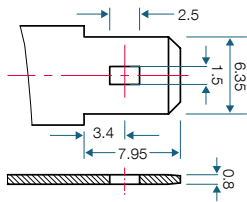
# PSH-1280FR

12V 8.5 AH @ 20-hr.  
36 W/Cell @ 15-min.

Rechargeable Sealed Lead Acid Battery  
PSH – High-Rate Series


### TERMINALS (mm)

F2: Quick disconnect tabs,  
0.250" x 0.032" – Mate with  
AMP. INC FASTON "250" series



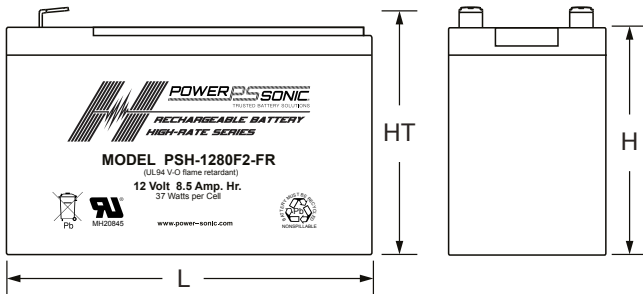
Torque – Not Applicable

### DIMENSIONS inch (mm)



L: 5.95 (151)  
W: 2.56 (65)  
H: 3.72 (94.5)  
HT: 3.90 (99)

Tolerances are +/- 0.04 in.  
(+/- 1mm) and +/- 0.08 in.  
(+/- 2mm) for height  
dimensions. All data subject  
to change without notice.



### CORPORATE HEADQUARTERS (USA AND INTERNATIONAL EXCLUDING EMEA)

**Power-Sonic Corporation**  
7550 Panasonic Way, San Diego,  
California 92154  
T: +1 (619) 661 2020  
F: +1 (619) 661 3650  
E: customer-service@power-sonic.com

### POWER-SONIC EUROPE LIMITED (EMEA – EUROPE, MIDDLE EAST AND AFRICA)

3 Buckingham Square,  
Hurricane Way, Wickford,  
Essex SS11 8YQ  
T: +44 (0)1268 560686  
F: +44 (0)1268 560902  
E: salesEMEA@power-sonic.com

### FEATURES

- Absorbent Glass Mat (AGM) technology for superior performance
- Designed specifically for high-rate discharge applications
- Valve regulated, maintenance free spill proof construction
- Exceptionally high energy density
- Constant power (watts/cell)
- Rugged vibration and impact resistant ABS case and cover flame retardant to UL94-V0

### APPROVALS

- Approved for transport by air. D.O.T., I.A.T.A., F.A.A. and C.A.B. certified
- U.L recognized
- ISO9001:2015 – Quality management systems

### PERFORMANCE SPECIFICATIONS

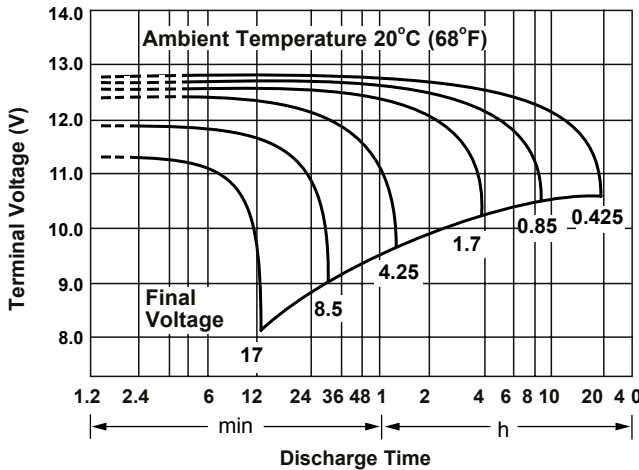
<b>Nominal Voltage</b>	12 volts (6 cells)
<b>Nominal Power (15 min.)</b>	36 W/Cell
<b>Rated Capacity</b>	
20-hr. (400mA to 10.50 volts)	8.50 AH
10-hr. (810mA to 10.50 volts)	8.10 AH
5-hr. (1.50A to 10.20 volts)	7.50 AH
1-hr. (5.27A to 9.00 volts)	5.27 AH
15-min. (17.5A to 9.00 volts)	4.38 AH
<b>Approximate Weight</b>	5.75 lbs. (2.61 kg)
<b>Internal Resistance (approx.)</b>	15.0 milliohms
<b>Max Discharge Current (5 Sec.)</b>	25.5 amperes
<b>Max Short-Duration Discharge Current (10 Sec.)</b>	85.0 amperes
<b>Shelf Life (% of nominal capacity at 68°F (20°C))</b>	
1 Month	97%
3 Month	91%
6 Month	83%
<b>Operating Temperature Range</b>	
Charge	5°F (-15°C) to 122°F (50°C)
Discharge	-4°F (-20°C) to 140°F (60°C)
<b>Case and Cover</b>	Flame Retardant ABS Plastic UL94:V-0
<b>Power Sonic Chargers</b>	PSC-12800A-C PSC-121000-PC PSC-122000-PC

**PSH-1280FR** 12V 8.5 AH @ 20-hr.  
36 W/Cell @ 15-min.

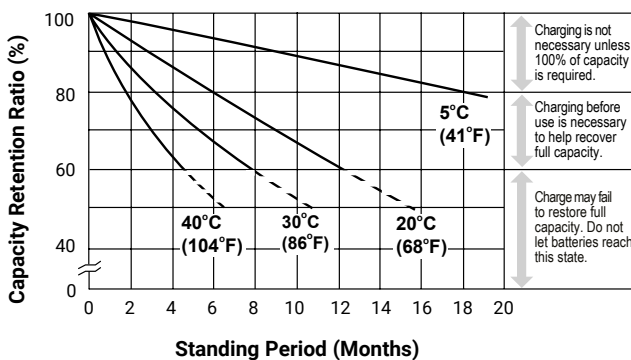
Rechargeable Sealed Lead Acid Battery  
PSH – High-Rate Series

CONSTANT POWER DISCHARGE (WATTS/CELL) AT 25°C (77°F)								
Model	Final Voltage	Watts per Cell @ 25°C (68°F)						
		5min	10min	15min	20min	30min	45min	60min
	1.75	65	43	35	24	17.5	14.8	12.8
<b>PSH-1280FR</b>	1.70	66	44	36	24.3	18.7	15	12.9
	1.67	67	45	37	24.7	19.5	15.5	13

**DISCHARGE CHARACTERISTICS**



**SHELF LIFE & STORAGE**



**CORPORATE HEADQUARTERS**  
(USA AND INTERNATIONAL EXCLUDING EMEA)  
Power-Sonic Corporation  
7550 Panasonic Way, San Diego,  
California 92154  
T: +1 (619) 661 2020  
F: +1 (619) 661 3650  
E: customer-service@power-sonic.com

**POWER-SONIC EUROPE LIMITED**  
(EMEA – EUROPE, MIDDLE EAST AND AFRICA)  
3 Buckingham Square,  
Hurricane Way, Wickford,  
Essex SS11 8YQ  
T: +44 (0)1268 560686  
F: +44 (0)1268 560902  
E: salesEMEA@power-sonic.com

**CHARGING**

**Cycle Applications:** Apply constant voltage charge at 2.35v/c – 2.45v/c (14.1 – 14.7v for 12v Monobloc) at 20°C. Initial charging current should be set at less than 0.25C Amps. Switch to float charge to avoid overcharging.

**“Float” or “Stand-By” Service:** Apply constant voltage charge of 2.25v/c – 2.30v/c (13.5 to 13.8 volts for 12v Monobloc at 20°C. When held at this voltage, the battery will seek its own current level and maintain itself in a fully charged condition.

**Temperature Compensation:** Charging Voltage for both Cyclic and Standby applications should be regulated in relation to ambient temperature. As temperature rises charging voltage should be reduced to prevent overcharge and increased as temperature falls to avoid undercharge.

For further charging information including temperature compensation factors, see Power Sonic Technical Manual/ Power Sonic Charger specifications.

**APPLICATIONS**

- UPS
- Telecoms
- Data Center
- Fire and Security

**CHARGERS**

Power Sonic offers a wide range of chargers suitable for batteries with a variety of capacities.

Please refer to our website for more information on our switch mode and transformer type chargers.

Please contact our technical department for advice if you have difficulty in locating a suitable charger.

**FURTHER INFORMATION**

Please refer to our website [www.power-sonic.com](http://www.power-sonic.com) for a complete range of useful downloads, such as product catalogs, material safety data sheets (MSDS), ISO certification, etc.