


FiberRunner® 24x4 Routing System

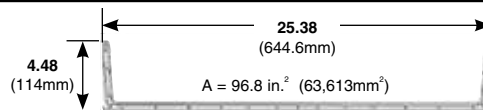
specifications

The 24x4 routing system shall be a system of channel, fittings, covers, and brackets designed to segregate, route, and protect fiber optic and high performance copper cabling. Channel and fittings shall be installed using pre-assembled couplers. Fittings maintain a minimum 3" bend radius to protect against signal loss due to excessive cable bends. Available system colors shall be yellow, orange, and black. Brackets shall be available for attaching system components to 1/2" threaded rod.



technical information

Dimensions are in inches
(Dimensions in parentheses are metric)



Open channel 50% fill capacity (4" pile up)	Cable	No. of Cables
	1.6mm	15,820
	2.0mm	10,124
	3.0mm	4500

Fiber Optic		
Ribbon Interconnect	5.20mm	1494
Category 6	6.35mm	1004
Category 6A	7.75mm	707

Material: Rigid PVC (channel), ABS (fittings)

Flammability: 94V-0

Approvals: UL Listed to 2024A Optical Fiber Cable Routing Assemblies (Does not include 24x4 covers)
RoHs

CSI spec form: LP-CSISPEC-FR

key features and benefits

Rigid one-piece construction	Molded and extruded solid components increase the strength and integrity of the system; reduces cost of ownership and enhances network reliability
Channel length	Solid one-piece channel is provided in 10' lengths, reducing the use of couplers and simplifying installation
Channel covers	Snap-on channel cover is provided in four 30" lengths (totaling 10') to facilitate rapid cover installation and ease of handling
QuikLock™ Couplers and Brackets	No bolts need to be tightened and no tools are required when installing the QuikLock™ Couplers; ready to use right from the package; speeds installation and reduces cost
Wide selection of directional fittings and spillouts	Offers multiple configuration options; provides design flexibility and scalability to meet wide range of applications.
Fitting covers	Channel and fitting covers protect cabling and provide fast and easy access for future cabling moves, adds, and changes
Cable protection	A minimum 3" bend radius maintained throughout all fittings prevents excessive bends in fiber optic cabling

applications

The FiberRunner® 24x4 Routing System is a system of channel, fittings, covers, and brackets designed to route, manage, and protect fiber optic and high performance copper cabling above network racks and cabinets within data centers and service provider facilities. Because of its larger capacity, the 24x4 system is used to route higher cable counts. Channel and fittings are assembled using timesaving Panduit® QuikLock™ Couplers. Fittings maintain a 3" bend radius to protect against signal loss due to

excessive cable bends. Available system colors are yellow, orange, and black to differentiate various types of cabling.

The FiberRunner® 24x4 Routing System is part of the Panduit complete fiber distribution system, which includes the FiberRunner® 12x4, 6x4, 4x4, and 2x2 Routing Systems, the Fiber-Duct™ 4x4 and 2x2 Routing Systems, Wyr-Grid™ Overhead Cable Tray System and cable management products and racks.

Channel and Cover

24x4 channel (10'):	FR24X4**10
24x4 snap-on cover (10'):	FRCV24**10

Fittings, Covers, and Spillouts

QuikLock™ Coupler:	FRBC24X4**
Horizontal tee with 12" exits:	FRT24X4W12**
Horizontal tee with 12" exits cover:	FRTC24W12**
Horizontal 45°:	FRH4524X4**
Horizontal 45° cover:	FRH45CV24**
Inside vertical 45°:	FRIV4524X4**
Outside vertical 45°:	FROV4524X4**
Outside vertical 45° cover:	FROV45CV24**
4-way cross:	FRFWC24X4**
4-way cross cover:	FRFWCCV24**
4-way cross with 12" exits:	FRFWC24X4W12**
4-way cross with 12" exits cover:	FRFWCCV24W12**
End cap:	FREC24X4**
24" to 12" reducer:	FRRF2412**
24" to 12" reducer cover:	FRRF2412CV**
Spill-over with 4x4 exit:	FRSPJ4X4**
Spill-over with 2x2 exit:	FRSPJ2X2**
3-sided BRC trumpet for 24x4 exit:	FRTR24X4**

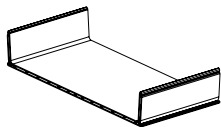
Mounting Brackets

Trapeze bracket for new 1/2" threaded rod:	FR24TBN12
Trapeze bracket for existing 1/2" threaded rod:	FR24TBE12
Strut clip kit:	FRSTRCLIP
Two-piece ladder rack bracket for 1/2" threaded rod:	F2PCLB12

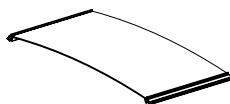
**Substitute YL = Yellow, OR = Orange, BL = Black.

FiberRunner® 24x4 Routing System

channel and cover

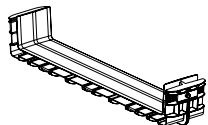


FR24X4**10

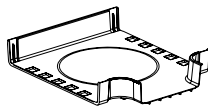


FRCV24**10

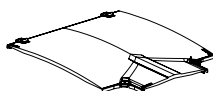
fittings, split covers, and spillouts



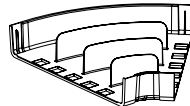
FRBC24X4**



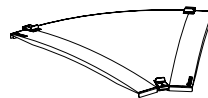
FRT24X4W12**



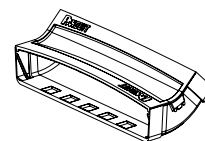
FRTCV24W12**




FRH4524X4**



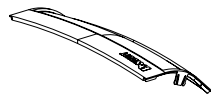
FRH45CV24**



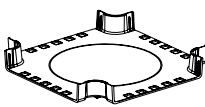
FRIV4524X4**



FROV4524X4**



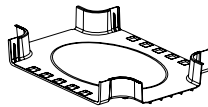
FROV45CV24**



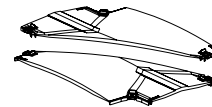
FRFWC24X4



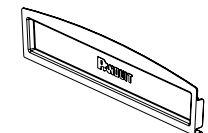
FRFWCCV24**



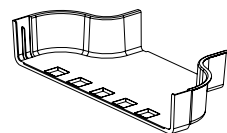
FRFWC24X4W12**



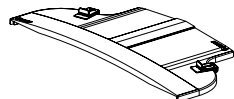
FRFWCCV24W12**



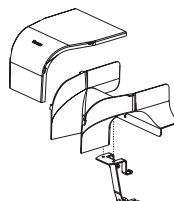
FREC24X4**



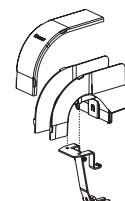
FRRF2412**



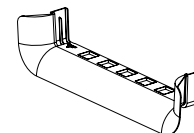
FRRF2412CV**



FRSPJ4X4**
(2" bend radius)

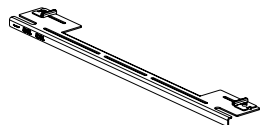


FRSPJ2X2**
(2" bend radius)

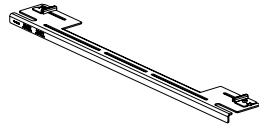


FRTR24X4**

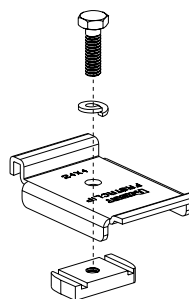
brackets



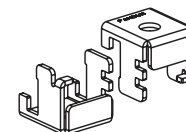
FR24TBN12



FR24TBE12



FRSTRCLIP



F2PCLB12

**Substitute: YL = Yellow, OR = Orange, BL = Black.

WORLDWIDE SUBSIDIARIES AND SALES OFFICES

PANDUIT CANADA
Markham, Ontario
cs-cdn@panduit.com
Phone: 800.777.3300

PANDUIT EUROPE LTD.
London, UK
cs-emea@panduit.com
Phone: 44.20.8601.7200

PANDUIT SINGAPORE PTE. LTD.
Republic of Singapore
cs-ap@panduit.com
Phone: 65.6305.7575

PANDUIT JAPAN
Tokyo, Japan
cs-japan@panduit.com
Phone: 81.3.6863.6000

PANDUIT LATIN AMERICA
Guadalajara, Mexico
cs-la@panduit.com
Phone: 52.33.3777.6000

PANDUIT AUSTRALIA PTY. LTD.
Victoria, Australia
cs-aus@panduit.com
Phone: 61.3.9794.9020

For a copy of Panduit product warranties, log on to www.panduit.com/warranty

For more information

Visit us at www.panduit.com

Contact Customer Service by email: cs@panduit.com
or by phone: 800.777.3300

PANDUIT®

©2014 Panduit Corp.
ALL RIGHTS RESERVED.
FRSP20--WW-ENG
Replaces WW-FRSP11
11/2014