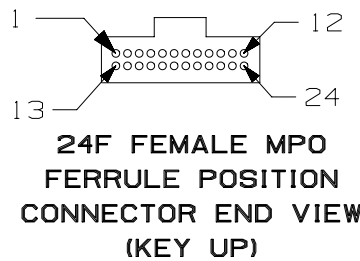
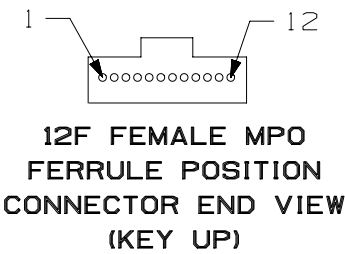
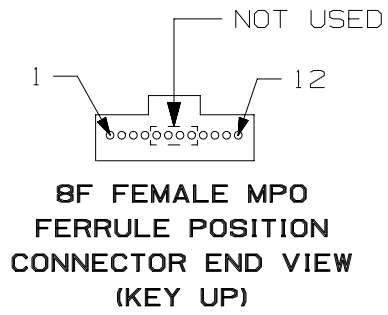


THIS COPY IS PROVIDED ON A RESTRICTED BASIS AND IS NOT TO BE USED IN ANY WAY DETRIMENTAL TO THE INTERESTS OF PANDUIT CORP.

NOTES:

1. CONNECTORS MEET THE REQUIREMENTS OF TIA/EIA-598-C.3
2. PLENUM-RATED CABLE ASSEMBLIES MEET NFPA-262 REQUIREMENTS.
LSZH-RATED CABLE ASSEMBLIES MEET IEC-60332 REQUIREMENTS.
3. A SHEET OF PERFORMANCE RESULTS ACCOMPANIES EACH CABLE ASSEMBLY.
4. ROHS COMPLIANT
5. UNLESS OTHERWISE NOTED, DIMENSIONS ARE INCHES.
6. OVERALL LENGTH AS MEASURED BETWEEN FERRULE END FACES.
7. PanMPO CONNECTORS ONLY AVAILABLE FOR 12 FIBER FERRULES,
NOT AVAILABLE FOR 24 FIBER FERRULES.

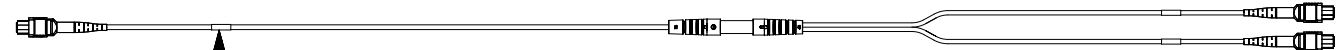


24-FIBER MPO TO 24-FIBER MPO
METHOD A SHOWN



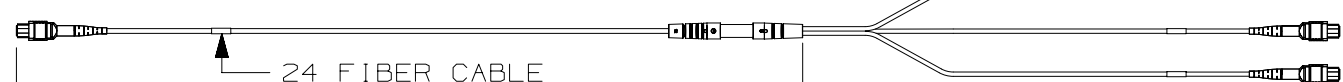
24 FIBER CABLE
3.6mm O.D. (REF)

24-FIBER MPO TO (2) 12-FIBER MPOS
METHOD A SHOWN



24 FIBER CABLE
3.6mm O.D. (REF)

24-FIBER MPO TO (3) 8-FIBER MPOS
METHOD A SHOWN



24 FIBER CABLE
3.6mm O.D. (REF)

TOTAL LENGTH MEASURED FROM ENDFACE TO ENDFACE

R	8/29/16	JSP	BJBE	EJH	RELEASED TO PRODUCTION				00078EFL-DC
REV	DATE	BY	CHK	APR	DESCRIPTION	ECN			

TITLE 24 FIBER MPO (MP024) INTERCONNECT CABLE ASSEMBLIES										
CUSTOMER DRAWING										
ITEM REVISION NAME 00078EFL/00					PANDUIT					
DATASET FILE NAME 00078EFL_DC/00B										
UNLESS OTHERWISE SPECIFIED, DIMENSIONAL TOLERANCES ARE: IN (mm)										
.x ± .1 (2.54)					.xxx ± .005 (.127)					
.xx ± .01 (.25)					ANGLES ± 5 °					
DRAWN BY BJBE					DATE 8/29/16		CHK JAWI		SCALE NONE	MATERIAL: N/A
					THIRD ANGLE PROJECTION		DRAWING NUMBER: 00078EFL-DC			
							SHT 1 OF 2		SIZE A	

THIS COPY IS PROVIDED ON A RESTRICTED BASIS AND IS NOT TO BE USED IN ANY WAY DETRIMENTAL TO THE INTERESTS OF PANDUIT CORP.

TABLE 1: MPO FERRULE POSITION (END A TO END B)

Table with columns for Fiber Color, End A Method A, End B Method A, and End B Method B. Rows list fiber colors from BLUE to AQUA with corresponding MPO positions.

TABLE 2: 24-FIBER INTERCONNECT PART NUMBER MATRIX

Table with columns 1-15 and rows F, U, R, N. Includes technical specifications: LENGTH (001 TO 030 M), UNIT OF MEASURE (F, M), PULLING EYE (N), PERFORMANCE/POLARITY (A, X, Y), CONNECTOR VARIANTS (E, J), FLAME RATING (P, L), CABLE TYPE (R), FIBER COUNT (U), FIBER TYPE (X, Z, 9), and PRODUCT DESIGNATION (F).

B

B

←

→

A

A

Revision table with columns: REV, DATE, BY, CHK, APR, DESCRIPTION, ECN, TITLE, ITEM REVISION NAME, DATASET FILE NAME, MATERIAL, DRAWING NUMBER, and SIZE. Includes drawing title '24 FIBER MPO (MP024) INTERCONNECT CABLE ASSEMBLIES' and drawing number '00078EFL-DC'.