

Ethernet Media

Cable Spools

Shielded Twisted Pair (Foil & Braided Shield)



Shielded Ethernet Cable Spool

Description

Rockwell Automation's Cat5e shielded and unshielded cable is designed to supply a reliable network connection in harsh surroundings. The high speed data rate allows more data to be transferred within a shorter period of time. By optimizing balance of twisted pair conductors inside a robust thermoplastic elastomer (TPE) jacket, data is protected from noise, chemicals, and mechanical issues to M₃L₃C₃E₃ environmental protection levels. Two and four pair polyurethane (PUR) robotic flex cable and enclosures are available for flex applications. High voltage, 600V Ethernet cable is available for use in cable tray with high voltage power cables. All ethernet media components are designed to perform above TIA 568-B.2 and ODVA ethernet standards. Rockwell Automation's Bulletin 1585 ethernet cables are optimized UTP and STP cables in many applications.

Specifications

Certifications	UL Listed and CEC
Conductor Material	Tinned copper stranded
Bend Radius	10 million cycles at 20 x diameter (TPE cable)
Data Rate	Up to 1 Gb/s, Cat 5e
Voltage	300V

Features

- Four- and eight-conductor styles
- Twisted pair shielded cable types, Cat 5e
- Twisted pairs maintain signal balance through cable to provide high noise immunity and return loss
- Designed to ODVA EtherNet/IP™ specifications and ISO IEC 24702
- Suitable for high noise environments M₃L₃C₃E₃
- Riser PVC cables used for general purpose environments
- PUR robotic cable used for flex applications, also Halogen-free
- 600V PVC cable designed to support high voltage applications
- 600V On-Machine rated cable for use in a cable tray shared with high voltage power cables

Cable and Color Code

Two-Pair	Four-Pair																								
<table border="1"> <tr><td>White/Orange</td><td>▬▬</td></tr> <tr><td>White/Green</td><td>▬▬</td></tr> <tr><td>Orange</td><td>▬▬</td></tr> <tr><td>Green</td><td>▬▬</td></tr> </table>	White/Orange	▬▬	White/Green	▬▬	Orange	▬▬	Green	▬▬	<table border="1"> <tr><td>White/Orange</td><td>▬▬</td></tr> <tr><td>Orange</td><td>▬▬</td></tr> <tr><td>White/Green</td><td>▬▬</td></tr> <tr><td>Blue</td><td>▬▬</td></tr> <tr><td>White/Blue</td><td>▬▬</td></tr> <tr><td>Green</td><td>▬▬</td></tr> <tr><td>White/Brown</td><td>▬▬</td></tr> <tr><td>Brown</td><td>▬▬</td></tr> </table>	White/Orange	▬▬	Orange	▬▬	White/Green	▬▬	Blue	▬▬	White/Blue	▬▬	Green	▬▬	White/Brown	▬▬	Brown	▬▬
White/Orange	▬▬																								
White/Green	▬▬																								
Orange	▬▬																								
Green	▬▬																								
White/Orange	▬▬																								
Orange	▬▬																								
White/Green	▬▬																								
Blue	▬▬																								
White/Blue	▬▬																								
Green	▬▬																								
White/Brown	▬▬																								
Brown	▬▬																								

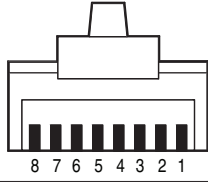
Product Selection

Jacket Material	Cable Type	No. of Conductors	Jacket Color	Wire Size, AWG	Nominal Outer Diameter	Operating Temperature [C (F)]	Cable Rating	Cat. No.*
Riser PVC	Foil and braided shield	8 (four pair)	Teal	26	5.84 mm (0.23 in.)	-40...+75 (-40...+167)	UL CMR; cUL CMG; TIA-568-B	1585-C8CB-S100
Robotic PUR		4 (two pair)			—	-40...+75 (-40...+167)	C(ETL)US TYPE CMX; TIA 568-B, Flex rated, Halogen-Free	1585-C4UB-S100
		8 (four pair)	6.2 ± 12 mm (0.244 in.)	-40...+75 ° (-40...+167 °)	C(ETL)US TYPE CMX; TIA 568-B, Flex rated, Halogen-Free	1585-C8UB-S100		
600V PVC		8 (four pair)	Teal	22	8.13 ± 0.38 mm (0.32 in.)	-20...+80 ° (-4...+176 °)	(UL) CMX, CMR; c(UL) CMG; (UL) PLTC or AWM 2570 80 °C 600V; TIA-568-B	1585-C8HB-S100
	Red		8.13 ± 0.38 mm (0.32 in.)		-20...+80 ° (-4...+176 °)	(UL) CMX, CMR; c(UL) CMG; (UL) PLTC or AWM 2570 80 °C 600V; TIA-568-B	1585-C8EB-S100	

* Replace 100 (100 m) with 300 (300 m) or 600 (600 m) for additional standard cable lengths (example 1585-C4TB-S100 becomes 1585-C4TB-S600).

Ethernet Media
Cable Spools
 600V Ethernet Cable

Pinout


Face View RJ45 Pinout		
8-Pin		
Color Code		
	8 7 6 5 4 3 2 1	
8-Pin		
A	1 White/Orange	TxData +
	2 Orange	TxData -
	3 White/Green	Recv Data +
	4 Blue	Unused
	5 White/Blue	Unused
	6 Green	Recv Data -
	7 White/Brown	Unused
	8 Brown	Unused

Product Selection

Jacket Material	Cable Type	No. of Conductors	Jacket Color	Wire Size, AWG	Nominal Outer Diameter	Operating Temperature [C (F)]	Cable Rating	Cat. No.*
600V PVC	Foil and braided shield	8 (four pair)	Teal	22	8.13 ± 0.38 mm (0.32 in.)	-20...+80 ° (-4...+176 °)	(UL) CMX, CMR; c(UL) CMG; (UL) PLTC or AWM 2570 80 °C 600V; TIA-568-B	1585-C8HB-S100
			Red					1585-C8EB-S100


* Replace 100 (100 m) with 300 (300 m) or 600 (600 m) for additional standard cable lengths (example 1585-C4TB-S100 becomes 1585-C4TB-S600).

RJ45 Cordset



Shielding	Cable Type	Cat. No.*
Foil and braided shield	8 conductor, teal 600V PVC	1585J-M8HB-2
		1585J-M8EB-2

RJ45 Patchcords



No. of Conductors	Jacket Material	Cable Type	Cable Rating	Cat. No.*
8	Teal 600V PVC	Foil and braided shield	(UL) CMX, CMR; c(UL) CMG; (UL) PLTC or AWM 2570 80 °C 600V; TIA-568-B	1585J-M8HBJM-2
	Red 600V PVC			1585J-M8EBJM-2

* Replace -2 (2 m) with 5 (5 m) or 10 (10 m) for additional standard cable lengths.

RJ45 IDC Connector

Insulation Diameter [mm (in.)]	Cable Diameter [mm (in.)]	Cat. No.
0.85...1.6 (0.033...0.063)	5...9 (0.197...0.354)	1585J-M8CC-SH