

Contender® Series Factory Sealed Selector Switches













Explosionproof, Dust-Ignitionproof

10 Amp, 600 Vac Max. for Heavy Duty Use Momentary Contact. Furnished with Internal Ground Screw.

Class I, Division 1, Groups C, D
 Class I, Division 2, Groups B, C, D
 Class II, Division 1 and 2, Groups E, F, G
 Class III
 NEMA 3, 7CD, 9EFG

Controls

CONTROLS: HAZARDOUS LOCATION CONTROL STATIONS AND SWITCHES

Selector Switches	Hub Size (Inches)	Description	Diagram			Catalog Number		
			Left	Center	Right	Dead-End	Feed-Thru	
2 Position Selector Switches — 1-Gang † — Maintained Contact								
	1/2	2 Position, 2 Circuit		None		EDS11271	EDSC11271	
	3/4		EDS21271			EDSC21271		
	1		EDS31271			EDSC31271		
	1/2	2 Position, 4 Circuits		None		EDS11272	EDSC11272	
	3/4		EDS21272			EDSC21272		
	1		EDS31272			EDSC31272		
3 Position Selector Switches — 1-Gang † — Maintained Contact								
	1/2	3 Position, 2 Circuit				EDS11273	EDSC11273	
	3/4		EDS21273			EDSC21273		
	1		EDS31273			EDSC31273		
	1/2	3 Position, 4 Circuits				EDS11274	EDSC11274	
	3/4		EDS21274			EDSC21274		
	1		EDS31274			EDSC31274		
EDKB Selector Switch Operator/Switch Assembly † — Maintained Contact								
2 Position								
		1/2	2 Position, 2 Circuit		None		SSBA1-2Q	EDKB-12
		1/2	2 Position, 4 Circuits		None		SSBA2-2Q	EDKB-35
3 Position								
		1/2	3 Position, 2 Circuit				SSBA1-3Q	EDKB-102
		1/2	3 Position, 4 Circuit				SSBA2-3Q	EDKB-345
EDKB Selector Switch Operator/Switch Assembly ‡ — Modified Operations — 3 Position								
Momentary contact right position. Spring return to center. Maintained contact left position.								
<i>Note: Standard legend plate reads Hand/Off/Auto</i>								
		1/2	3 Position, 2 Circuit				SSBAS-1-3	EDKB-102-S634
		1/2	3 Position, 4 Circuits				SSBAS-2-3	EDKB-345-S634
Momentary contact left position. Spring return to center. Maintained contact right position.								
<i>Note: Standard legend plate reads Hand/Off/Auto</i>								
		1/2	3 Position, 2 Circuit				SSBASL-1-3	EDKB-102-S635
		1/2	3 Position, 4 Circuits				SSBASL-2-3	EDKB-345-S635
Momentary contact right position. Spring return to center. Maintained contact left position.								
<i>Note: Standard legend plate reads Hand/Off/Auto</i>								
		1/2	3 Position, 4 Circuits				SSBASRA-2-3	EDKB-345-S636

† Malleable Iron Body and Cover. For Aluminum Body and Cover, add suffix - SA.

‡ For Aluminum Cover only, add suffix - A.

◇ Supplied as standard with maintained contact selector switches. Specify catalog number from nameplate listings if other than standard nameplate is desired.