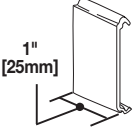
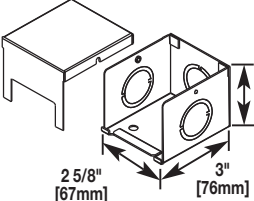
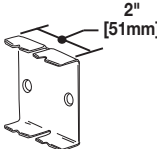
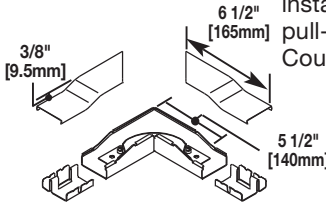
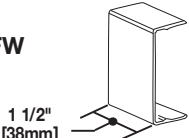
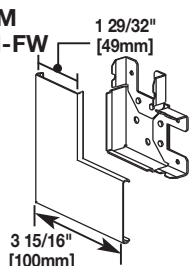
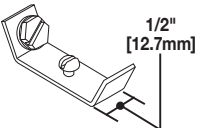
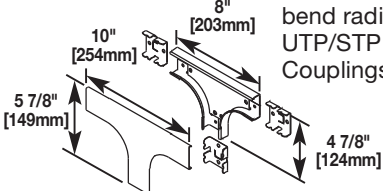
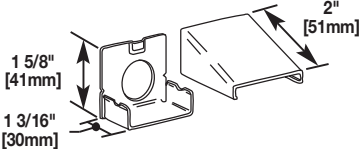
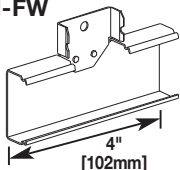
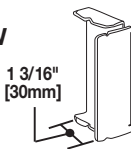
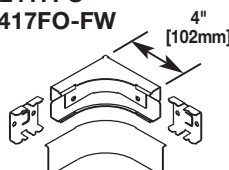
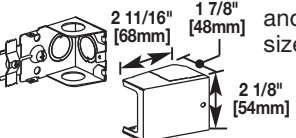
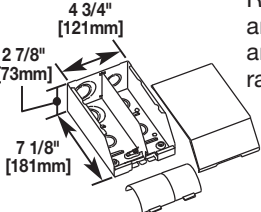


2400 Series Raceway Fittings

Catalog No./Item	Description/Specifications	Catalog No./Item	Description/Specifications
2400WC 	Wire Clip – For additional support of conductors.	V2410FC 2410FC-FW 	Full Capacity Entrance End Fitting – For feeding 2400 Series Raceway. Includes three 3/4" and 1" concentric trade size KOs.
2401 	Coupling – For joining lengths of 2400B Base.	V2411FO 2411FO-FW 	Radiused Flat Elbow – A 90° flat corner to provide 2" [51mm] cable bend radius for fiber optic and UTP/STP cable installations. Ideal for lay-in or pull-through installations. Couplings included.
V2406 2406-FW 	Cover Clip – For covering joints where lengths of cover or base meet (nonmetallic).	V2411M 2411M-FW 	Flat Elbow – For right angle turns on same surface.
2409 	Ground Clamp – For connection of equipment grounding conductor to provide ground to 2400 Series Raceway. No. 10 ground screw provided.	V2415FO 2415FO-FW 	Radiused Tee – For branches at right angles. Provides a controlled 2" [51mm] cable bend radius for fiber optic and UTP/STP cable installations. Couplings included.
V2410A 2410A-FW 	Entrance End Fitting – For connecting 2400 Series Raceway with 1/2" trade size conduit or armored cable.	V2415M 2415M-FW 	Tee – For branches at right angles. Couplings included.
V2410B 2410B-FW 	Blank End Fitting – For closing open end of 2400 Series Raceway.	V2417FO 2417FO-FW 	Radiused Internal Elbow – A 90° internal corner used to provide a controlled 2" [51mm] cable bend radius for fiber optic and UTP/STP cable installations. Couplings included.
V2410C 2410-FW 	Entrance End Fitting – For feeding 2400 Series Raceway. Includes 1/2" and 3/4" trade size KOs on end and bottom. Additional 1/2" trade size KO on both sides.		
V2410DFO 2410DFO-FW 	Divided Entrance End Fitting – For feeding 2400 & 2400D Series Raceway. Includes 1/2", 3/4", and 1" trade size KOs on back and end. Removable divider and radiused insert included.		

NOTE: "V" prefix indicates Ivory color, "-FW" suffix indicates Fog White color.