


QuickNet™ Small Diameter Trunk Cable Assemblies

technical information

PanMPO™ Trunk Assemblies are pre-terminated 12-fiber and 24-fiber cable assemblies. The unique design of the PanMPO™ Connector allows for rapid gender and polarity change in the field, in support of standards-compliant cable plant migration from 10G cassette-based systems to 40G MPO connector-based parallel optics cable plant. These trunk cable assemblies optimize cable routing requirements to ensure efficient use of pathway space and significantly reduce installation time and cost. All small diameter trunk cable assemblies are factory terminated and tested to deliver verified optical performance and reliability for improved network integrity.



application

10G fiber backbone or permanent link when mated to QuickNet™ Cassettes or fiber adapter panels paired with MPO to LC breakout harnesses. Method A and Method B TIA-568-C compliant for 40G parallel optics multimode applications. Allows system designers to tailor configuration, reach and breakout construction to application requirements; to minimize waste, optimize cable management, speed deployment, improve flexibility and manageability for lower installation costs. Small diameter trunk cable assemblies use 30 – 40% less space which is ideal for high cable density applications.

construction

Cable type:	Indoor Small Diameter Trunk
Cable jacket ratings:	Optical Fiber Non-conductive Plenum (OFNP) Low Smoke Zero Halogen (LSZH)
Fiber types:	Multimode: OS2 9/125µm OM3 50/125µm OM4 50/125µm
Connector types end 'A':	MPO Female MPO Male PanMPO™ Female PanMPO™ Male LC duplex
Connector types end 'B':	MPO Female MPO Male PanMPO™ Female PanMPO™ Male LC duplex
Fiber count:	12 and 24
Jacket color:	OM2: Yellow OM3: Aqua OS4: Aqua

optical properties

Maximum cable attenuation:	Singlemode: 1.0dB/km at 1310/1550nm Multimode: 3.5dB/km at 850nm 1.5dB/km at 1300nm
Maximum connector insertion loss (per mated pair):	Singlemode LC: 0.35dB Singlemode MPO: 0.75dB Multimode LC: 0.25dB Multimode MPO: 0.50dB Optimized Multimode LC: 0.15dB Optimized Multimode MPO: 0.35dB
Minimum connector return loss:	Singlemode: LC/MPO: 55dB Multimode: LC/MPO: 26dB

*With proper cleaning and inspection

physical properties

Cable outside diameter (OD):	12-fiber: 4.5mm 24-fiber: 5.4mm
Minimum bend radius:	Under load: 20 x cable OD Static: 10 x cable OD
Cable tensile strength:	12-fiber: 440N 24-fiber: 660N
Cable compressive load:	10 N/mm
Flex:	100 cycles at 4.9N
Connector cable retention:	50N
Connector durability:	500 mating cycles*
Breakout outside diameter:	3.0mm
Transition outside diameter:	12-fiber: 10mm 24-fiber: 10mm
Pulling eye diameter:	12-fiber: 19mm 24-fiber: 23mm
Twist:	10 cycles at 15N
Breakout length:	1m

environmental properties

Operating temperature:	0°C to +70°C
Storage and shipping temperature:	-40°C to +70°C
Installation temperature:	-0°C to +60°C

standards

Meets or exceeds: ISO/IEC 11801, TIA/EIA-568-C.3, TIA-604-5 (FOCIS-5), TIA/EIA-568-C.1, GR-409-CORE, ICEA S-83-596
RoHS Complaint

QuickNet™ Small Diameter Trunk Cable Assemblies

part number

Example: FXUYL7E7EAAM030 = OM3, 24-fi ber, indoor small diameter trunk cable, LSZH, PanMPO™ Female to PanMPO™ Female, polarity A, pulling eye, 30 meters.

CHARACTER	1	2	3	4	5	6	7	8	9	10	11	12	13	14	15
EXAMPLE	F	X	U	Y	L	7	E	7	E	A	A	M	0	3	0

1 – Fiber

F = Fiber

2 – Fiber Type

9 = OS2 9/125um
 X = OM3 50/125um
 Z = OM4 50/125um

3 – Fiber Count

T = 12 fiber
 U = 24 fiber

4 – Cable Type

Y = Indoor small diameter
 Trunk cable

5 – Jacket Type

L = Low Smoke Zero
 Halogen (LSZH)
 P = Plenum (OFNP)

6 – Connector Type (End 'A')

5 = OS2 MPO Female (Singlemode)
 6 = OS2 MPO Male (Singlemode)
 7 = PanMPO™ Female (Multimode)
 8 = PanMPO™ Male (Multimode)
 L = LC duplex

7 – Connector Variant (End 'A')

5 = 1m breakout
 2 = 2mm overjacket (LC only)

8 – Connector Type (End 'B')

5 = OS2 MPO Female (Singlemode)
 6 = OS2 MPO Male (Singlemode)
 7 = PanMPO™ Female (Multimode)
 8 = PanMPO™ Male (Multimode)
 L = LC duplex

9 – Connector Variant (End 'B')

E = 1m breakout
 2 = 2mm overjacket (LC only)

10 – Construction/Performance

A = Polarity A – standard IL
 B = Polarity B – standard IL
 X = Polarity A – optimized IL
 Y = Polarity B – optimized IL
 S = Standard performance/Standard
 polarity (MPO-LC or LC-LC)
 O = Optimized performance/Standard
 polarity (MPO-LC or LC-LC)

11 – Other

A = Pulling eye end A
 A = No pulling eye

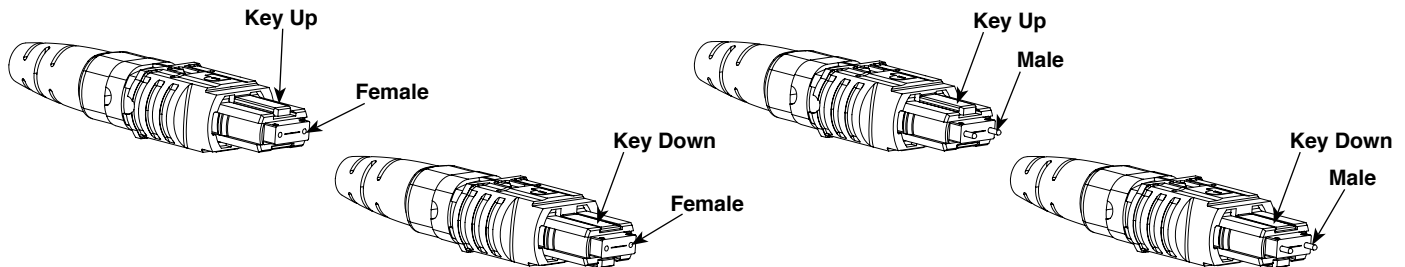
12 – Unit of Length

M = Meters (LSZH)
 F = Feet (Plenum)

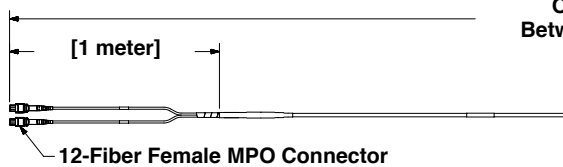
13, 14, 15 – Cable Assembly Length

005 – 100M
 016 – 300 ft.

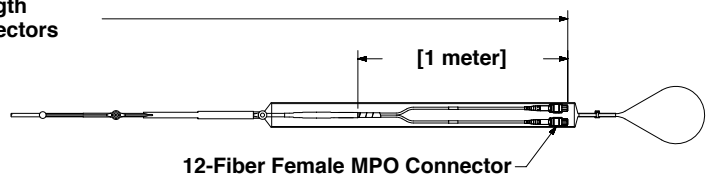
Small diameter trunk cable assembly detail



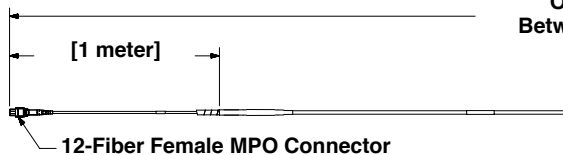
24-Fiber Trunk



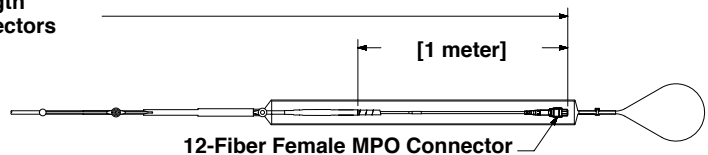
Overall Length
Between Connectors



12-Fiber Trunk



Overall Length
Between Connectors



Please contact Panduit customer service for information on additional part number options.

WORLDWIDE SUBSIDIARIES AND SALES OFFICES

PANDUIT CANADA
 Markham, Ontario
 cs-cdn@panduit.com
 Phone: 800.777.3300

PANDUIT EUROPE LTD.
 London, UK
 cs-emea@panduit.com
 Phone: 44.20.8601.7200

PANDUIT SINGAPORE PTE. LTD.
 Republic of Singapore
 cs-ap@panduit.com
 Phone: 65.6305.7575

PANDUIT JAPAN
 Tokyo, Japan
 cs-japan@panduit.com
 Phone: 81.3.6863.6000

PANDUIT LATIN AMERICA
 Guadalajara, Mexico
 cs-la@panduit.com
 Phone: 52.33.3777.6000

PANDUIT AUSTRALIA PTY. LTD.
 Victoria, Australia
 cs-aus@panduit.com
 Phone: 61.3.9794.9020

For a copy of Panduit product warranties, log on to www.panduit.com/warranty

For more information

Visit us at www.panduit.com

Contact Customer Service by email: cs@panduit.com
 or by phone: 800.777.3300

©2016 Panduit Corp.
 ALL RIGHTS RESERVED.
 FBSP124--WW-ENG
 2016-09-13