

Compression Rigid Connectors & Couplings

For Threadless Rigid Conduit

Type 31

Gland Compression Connectors

Use:

To connect threadless rigid conduit to boxes and enclosures.

Features:

- Concretetight
- Male hub threads (NPS ½" through 2"; NPT above 2").

Material/Finish:

Malleable Iron/Zinc Electroplated

Optional Finish:

For additional corrosion protection, specify Mechanically Galvanized
Contact your local representative for pricing and availability.

Third Party Certification:



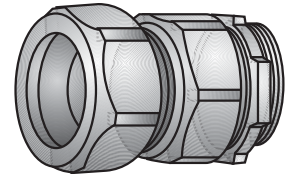
UL Listed: E-11853

Applicable Third Party Standards:

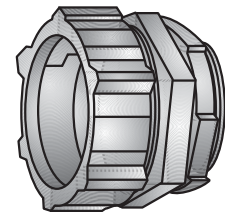
UL Standard: 514B
Fed. Spec: W-F-408E
NEMA: FB-1

Trade Size (inches)	Catalog Number	Insulated Throat Catalog Number	Dimensions in Inches		
			Body Length	Max Dia.	Thread Length
½	31-050	31-050T	¾	1⅜	⅞
¾	31-075	31-075T	⅞	1⅞	⅞
1	31-100	31-100T	1⅞	1⅞	⅞
1¼	31-125	31-125T	1⅞	2⅞	⅞
1½	31-150	31-150T	1⅞	2⅞	⅞
2	31-200	31-200T	1½	3⅞	1⅞
2½	31-250•	31-250T•	2⅞	4⅞	1
3	31-300•	31-300T•	2⅞	4⅞	1
3½	31-350•	31-350T•	2⅞	5½	1⅞
4	31-400•	31-400T•	2⅞	6⅞	1¼
5	31-500•	31-500T•	2⅞	7⅞	1⅞
6	31-600•	31-600T•	2⅞	8⅞	1⅞

•Not UL Listed



Type 31-050 — Type 31-200



Type 31-250 — Type 31-600

Type 30

Gland Compression Couplings

Use:

To couple sections of threadless rigid conduit together.

Features:

- Concretetight

Material/Finish:

Malleable Iron/Zinc Electroplated

Optional Finish:

For additional corrosion protection, specify Mechanically Galvanized
Contact your local representative for pricing and availability.

Third Party Certification:



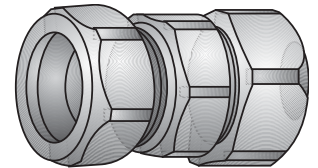
UL Listed: E-11853

Applicable Third Party Standards:

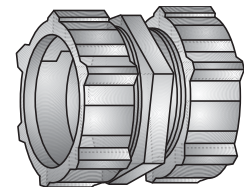
UL Standard: 514B
Fed. Spec: W-F-408E
NEMA: FB-1

Trade Size (inches)	Catalog Number	Dimensions in inches	
		Length	Max. Dia.
½	30-050	1⅞	1⅞
¾	30-075	1¾	1⅞
1	30-100	1⅞	1⅞
1¼	30-125	2½	2⅞
1½	30-150	2⅞	2⅞
2	30-200	2⅞	3⅞
2½	30-250•	3⅞	4⅞
3	30-300•	4⅞	4⅞
3½	30-350•	4½	5½
4	30-400•	4⅞	6⅞
5	30-500•	3⅞	7⅞
6	30-600•	4¼	8⅞

•Not UL Listed



Type 30-050 — Type 30-200



Type 30-250 — Type 30-600