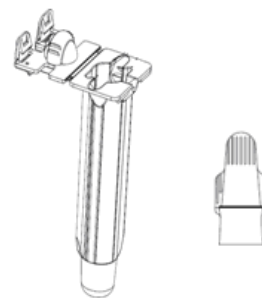


# 3M™ Direct Bury Splice Kit DBR/Y-6



## Data Sheet

May 2011

**Applications** The 3M™ Direct Bury Splice Kit DBR/Y-6 is used to electrically connect two or more pre-stripped copper wires and moisture seal the connection for direct burial.

The kit includes a 3M™ Performance Plus Wire Connector R/Y+ and a high impact, UV-resistant polypropylene tube prefilled with moisture-resistant grease.

### Agency Approvals & Self Certifications

C UL US Listed, UL Standard 486D, File No. E102356

Listed for use in wet, damp, direct bury and submersible locations with UF type cable.



Meets European Standard EN 61984

Applicable ratings under this standard: IP68, Pollution Degree 3

RoHS 2002/95/EC



RoHS Compliant 2002/95/EC" means that the product or part ("Product") does not contain any of the substances in excess of the maximum concentration values in EU Directive 2002/95/EC, as amended by Commission Decision 2005/618/EC, unless the substance is in an application that is exempt under RoHS. This information represents 3M's knowledge and belief, which may be based in whole or in part on information provided by third party suppliers to 3M.

### Specifications

Maximum Voltage Rating: 600 V  
Application Temperature: 32°F to 120°F (0°C to 49°C)  
Operating Temperature: -40°F to 221°F (-40°C to 105°C)

### Construction:

Tube : Impact and UV Resistant Light Blue Polypropylene  
Dimensions: Length: 3.7in., Cover: 1.5in.x 1.1in., Diameter: 1in.  
Grease: 711B  
R/Y+ Connector: Steel Spring, Flame Retardant Insulator

### Wire Combinations Copper wire only Solid or Stranded

\*see chart for all combinations\*

2 - 7 #18	1-3 #12 w/ 1 #18
2 - 6 #16	1-2 #10 w/ 1 #18
2 - 4 #14	1-3 #12 w/ 1 #16
2 - 4 #12	1-2 #10 w/ 1 #12
2 - 3 #10	1-2 #14 w/ 1 #18

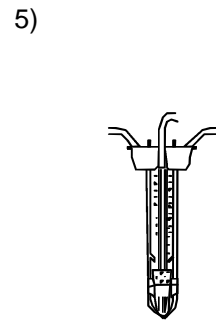

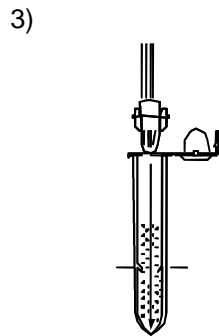
# 3M™ Direct Bury Splice Kit DBR/Y-6

## Installation Instructions



### Warning

Turn power off before installing or removing connector. All electrical work should be done according to appropriate electrical codes.



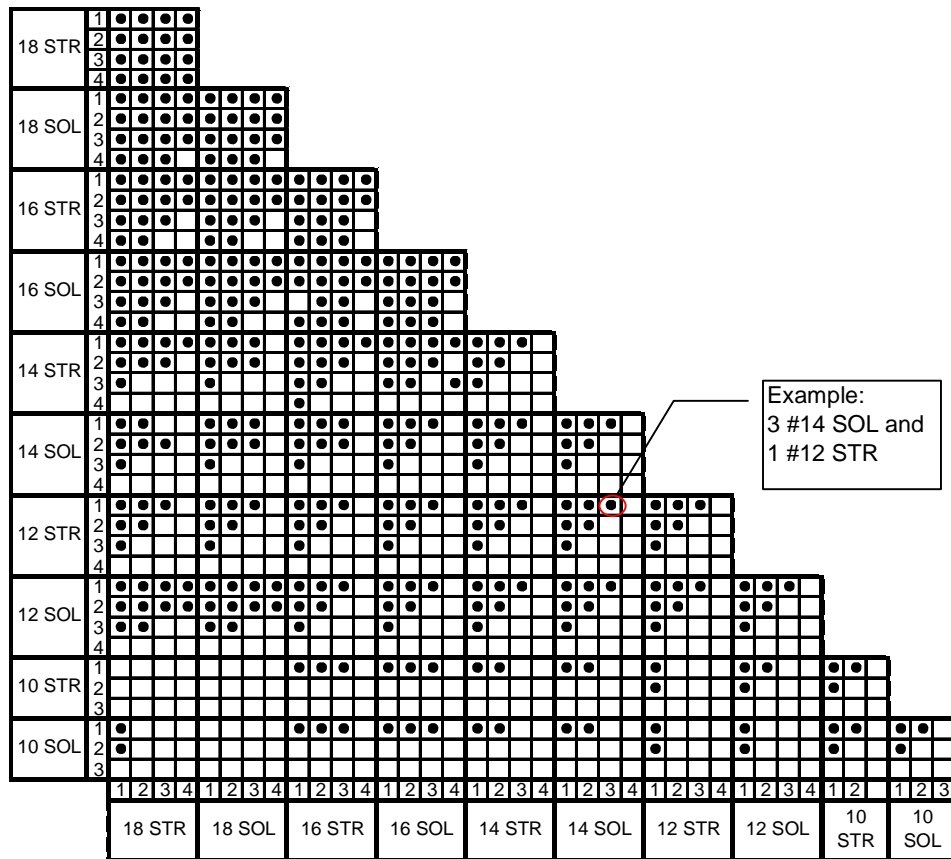
- 1) Strip insulation  $\frac{3}{4}$  in.
- 2) With wire ends even, insert wires into the connector and tighten until secure.
- 3) Insert the connector all the way into the tube until the connector rests on the bottom.
- 4) Fold the wire into the channels.
- 5) Close the cap.

### Installation Tip:

If having difficulty getting the twist-on connector down into the tube when using small gauge wires, use a thin non-conductive object to push the connector to the bottom of the tube. Upon removal of the object, ensure that no voids or water paths remain in the grease.

# 3M™ Direct Bury Splice Kit DBR/Y-6

## Combination Chart



### Shelf Life & Storage

This product has a 5-year shelf life from date of manufacture when stored in a humidity controlled storage (10°C/50°F to 27°C/80°F and <75% relative humidity).

### Availability

From your local distributor; or from [3M.com/electrical](http://3M.com/electrical) [Where to Buy] or call 1.800.245.3573.

### Important Notice

All statements, technical information, and recommendations related to 3M's products are based on information believed to be reliable, but the accuracy or completeness is not guaranteed. Before using this product, you must evaluate it and determine if it is suitable for your intended application. You assume all risks and liability associated with such use. Any statements related to the product, which are not contained in 3M's current publications, or any contrary statements contained on your purchase order, shall have no force or effect unless expressly agreed upon, in writing, by an authorized officer of 3M.

### Warranty; Limited Remedy; Limited Liability

This product will be free from defects in material and manufacture at the time of purchase. 3M MAKES NO OTHER WARRANTIES INCLUDING, BUT NOT LIMITED TO, ANY IMPLIED WARRANTY OF MERCHANTABILITY OR FITNESS FOR A PARTICULAR PURPOSE. If this product is defective within the warranty period stated above, your exclusive remedy shall be, at 3M's option, to replace or repair the 3M product or refund the purchase price of the 3M product. Except where prohibited by law, 3M will not be liable for any indirect, special, incidental or consequential loss or damage arising from this 3M product, regardless of the legal theory asserted.

3M is a trademark of 3M Company.



### Electrical Markets Division

6801 River Place Blvd.  
Austin, TX 78726-9000  
800.245.3573  
FAX: 800.245.0329  
[www.3M.com/electrical](http://www.3M.com/electrical)

Please recycle  
© 3M 2011 All rights reserved  
78-8129-9255-6 B