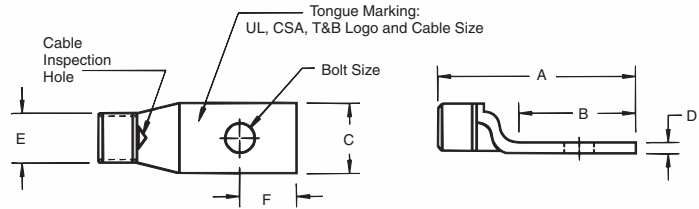


Connectors for Copper Conductor

One-Hole Lugs — Standard Barrel 600V to 35KV

Material: High-Conductivity Wrought Copper

Finish: Electro Tin Plate



Color-Keyed® Compression

CAT. NO.	CODE	WIRE SIZE		DIMENSIONS (IN.)						DIE CODE	DIE COLOR
		FLEX CLASS G, H, I, K, M†	BOLT SIZE	A	B	C	D	E	F		
54101			¼	1.23	.56	.50	.05	.20	¼	ERG2002	YELLOW
256-30695-1351	#14-10 AWG		#8	1.36	.68	.36	.05	.20	¼	ERG2002	YELLOW
256-30695-1352			¼	1.36	.68	.41	.05	.20	¼	ERG2002	YELLOW
256-30695-263			¼	1.69	.81	.50	.07	.20	¼	ERG2002	YELLOW
54104			#10	1.16	.50	.39	.08	.25	⅜	21	RED
54130	#8 AWG	23 Navy	¼	1.20	.61	.45	.07	.25	¼	21	RED
54131		#8 Weld	⅝	1.33	.64	.56	.05	.25	⅝	21	RED
54132		37/24 = 14.9 kcmil	⅝	1.33	.64	.56	.05	.25	⅝	21	RED
256-30695-424			½	1.75	1.31	1.00	.13	.25	½	21	RED
256-30695-1361			#12	1.23	.53	.44	.07	.31	⅜	24	BLUE
54134	#6 AWG		#10	1.23	.53	.44	.07	.31	⅜	24	BLUE
54105		#30 Navy	¼	1.23	.53	.44	.07	.31	⅜	24	BLUE
54135		#6 Weld	⅝	1.41	.67	.60	.07	.31	⅝	24	BLUE
54136		61/24 = 24.6 kcmil	⅝	1.41	.67	.60	.07	.31	⅝	24	BLUE
256-30695-282		133/.014	⅝	1.41	.75	.56	.06	.31	⅝	24	BLUE
256-30695-422			½	1.75	1.31	1.00	.13	.31	½	24	BLUE
256-30695-1362			#12	1.38	.60	.55	.09	.37	¼	29	GRAY
54138	#4 AWG		#10	1.38	.60	.55	.09	.37	¼	29	GRAY
54106		40-50 Navy	¼	1.38	.60	.55	.09	.37	¼	29	GRAY
54139		91/24 = 36.7 kcmil	⅝	1.42	.66	.61	.07	.37	⅝	29	GRAY
54140		133/.0177	⅝	1.42	.66	.61	.07	.37	⅝	29	GRAY
256-30695-233		49/.029	⅝	1.56	.75	.59	.06	.37	⅝	29	GRAY
256-30695-264			½	2.20	1.40	1.00	.06	.37	½	29	GRAY
54107	#2 AWG		¼	1.50	.65	.59	.11	.41	¼	33	BROWN
54142-TB		#60 Navy	⅝	1.73	.88	.59	.11	.41	⅝	33	BROWN
54143-TB		125/24 = 50.5 kcmil	⅝	1.65	.80	.59	.11	.41	⅝	33	BROWN
54145-TB		#4 Weld	½	1.92	1.08	.75	.08	.41	½	33	BROWN
54108	#1 AWG	75 Navy, #2 Weld	¼	1.50	.65	.68	.11	.47	¼	37	GREEN
54147		150/24 = 60.5 kcmil	⅝	1.73	.93	.68	.11	.47	⅝	37	GREEN
54148		175/24 = 70.6 kcmil	⅝	1.78	.98	.68	.11	.47	⅝	37	GREEN
54150		133/.0223	½	2.10	1.25	.76	.11	.47	½	37	GREEN
54152-TB			¼	1.60	.65	.75	.13	.52	¼	42	PINK
54153-TB	1/0 AWG	#100 Navy	⅝	1.83	.88	.75	.13	.52	⅝	42	PINK
54109		#1 Weld	⅝	1.88	.93	.75	.13	.52	⅝	42	PINK
54155-TB		225/24 = 90.8 kcmil	½	2.20	1.25	.75	.13	.52	½	42	PINK
256-30695-1383		133/.0254	⅝	2.54	1.50	.88	.13	.52	⅝	42	PINK
54157	2/0 AWG	125 Navy	¼	1.65	.65	.83	.13	.57	¼	45	BLACK
54158		1/0 Weld	⅝	1.88	.88	.83	.13	.57	⅝	45	BLACK
54110		275/24 = 111 kcmil	⅝	1.93	.93	.83	.13	.57	⅝	45	BLACK
54160		427/.0155	½	2.25	1.25	.83	.13	.57	½	45	BLACK
256-30695-131			½	2.56	1.50	.83	.13	.57	½	45	BLACK

† Contact Technical Services for specific stranding listings

Tooling: pp. B76-B92

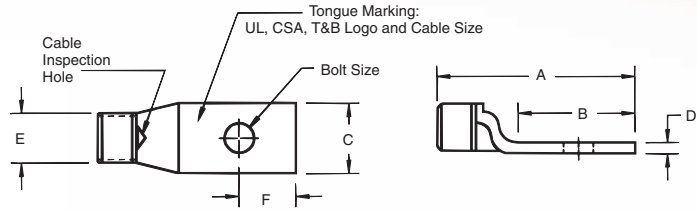
Die Selector Chart: pp. B93-B95

Connectors for Copper Conductor

One-Hole Lugs — Standard Barrel 600V to 35KV (continued)

Material: High-Conductivity
Wrought Copper

Finish: Electro Tin Plate



Color-Keyed Compression

CAT. NO.	CODE	WIRE SIZE		DIMENSIONS (IN.)						DIE CODE	DIE COLOR
		FLEX CLASS G, H, I, K, M†	BOLT SIZE	A	B	C	D	E	F		
54162-TB		150 Navy, 2/0 Weld	¼	1.75	.65	.92	.13	.63	¼	50	ORANGE
54163-TB		325/24 = 131 kcmil	⅝	1.98	.88	.92	.13	.63	⅝	50	ORANGE
54111	3/0 AWG	133/.0316, 259/.0227	¾	2.03	.93	.92	.13	.63	¾	50	ORANGE
54165-TB		427/.0177	½	2.35	1.25	.92	.13	.63	½	50	ORANGE
54167		200 Navy	¼	1.90	.65	1.03	.14	.70	¼	54	PURPLE
54168		3/0 Weld	⅝	2.13	.87	1.03	.14	.70	⅝	54	PURPLE
54112	4/0 AWG	450/24 = 182 kcmil	¾	2.18	.93	1.03	.14	.70	¾	54	PURPLE
54170		703/.0154	½	2.50	1.25	1.03	.14	.70	½	54	PURPLE
256-30695-1174		4/0 Weld	¾	2.86	1.56	1.03	.14	.70	¾	54	PURPLE
58161		550/24 = 222 kcmil	¼	2.23	.78	1.25	.15	.79	¾	62	YELLOW
58162		133/.0399	⅝	2.33	.88	1.25	.15	.79	¾	62	YELLOW
58163		259/.0286	¾	2.38	.93	1.25	.15	.79	¾	62	YELLOW
58165		637/.0183	½	2.76	1.25	1.25	.15	.79	½	62	YELLOW
58166			¾	3.03	1.58	1.25	.15	.79	¾	62	YELLOW
54172-TB		250 Navy	¼	2.00	.65	1.13	.14	.77	¼	62	YELLOW
54173	250 kcmil		⅝	2.23	.88	1.13	.14	.77	⅝	62	YELLOW
54174			¾	2.28	.93	1.13	.14	.77	¾	62	YELLOW
54113			½	2.60	1.25	1.13	.14	.77	½	62	YELLOW
58168		250 Weld, 650/24 = 262 kcmil, 259/.0311, 703/.0189	½	2.70	1.25	1.25	.15	.85	½	66	WHITE
54178			⅝	2.33	.88	1.25	.15	.85	¾	66	WHITE
54179	300 kcmil	300 Navy	¾	2.43	.93	1.25	.15	.85	¾	66	WHITE
54114			½	2.70	1.25	1.25	.15	.85	½	66	WHITE
54181			¾	3.03	1.58	1.25	.15	.85	¾	66	WHITE
58171		300 Weld, 259/.034, 427/.0265, 889/.0183 775/24 = 313 kcmil	½	2.85	1.25	1.36	.18	.93	½	71	RED
256-30695-112			¾	2.90	1.25	1.36	.18	.93	¾	71	RED
54115	350 kcmil	350 Navy	½	2.85	1.25	1.36	.18	.93	½	71	RED
54183			¾	3.21	1.58	1.36	.18	.93	¾	71	RED
58174		350 Weld, 259/.0368, 427/.0285, 703/.0224, 889/.0201	½	3.35	1.25	1.61	.22	1.09	½	76	BLUE
54116	400 kcmil	400 Navy	¼	3.20	1.25	1.41	.17	.96	¼	76	BLUE
54185			¾	3.53	1.58	1.41	.17	.96	¾	76	BLUE

† Contact Technical Services for specific stranding listings

Tooling: pp. B76–B92

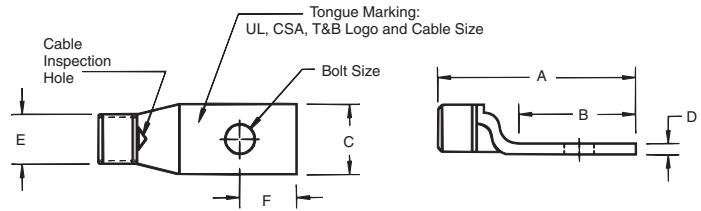
Die Selector Chart: pp. B93–B95

Connectors for Copper Conductor

One-Hole Lugs — Standard Barrel 600V to 35KV (continued)

Material: High-Conductivity Wrought Copper

Finish: Electro Tin Plate



CAT. NO.	WIRE SIZE			DIMENSIONS (IN.)						DIE CODE	DIE COLOR	
	CODE	FLEX CLASS G, H, I, K, M†	BOLT SIZE	A	B	C	D	E	F			
256-30695-1403 58177		400 Weld										
		925/24 = 373 kcmil	3/8	3.31	1.31	1.61	.22	1.04	5/8	80	N/A	
		259/.0393 or 427/.0306	1/2	3.31	1.25	1.61	.22	1.04	1/2	80	N/A	
256-30695-339 54118 54187			3/8	3.10	1.00	1.61	.22	1.10	3/8	87	BROWN	
	500 kcmil	500 Navy	1/2	3.30	1.25	1.61	.22	1.10	1/2	87	BROWN	
			3/8	3.63	1.58	1.61	.22	1.10	5/8	87	BROWN	
58180		1100/24 = 444 kcmil, 500 Weld, 259/.0417, 427/.0325, 703/.0253	3/8	3.79	1.58	1.75	.24	1.20	5/8	94	GREEN	
	256-30695-1370 54120	600 kcmil	1/2	3.65	1.44	1.75	.24	1.20	3/4	94	GREEN	
54122-TB	700 kcmil		3/8	3.79	1.58	1.75	.24	1.20	5/8	94	GREEN	
256-30695-1404			3/8	3.68	1.58	1.84	.23	1.26	5/8	99	PINK	
256-30695-1405			3/8	3.29	1.29	1.81	.28	1.25	21/32	99	PINK	
256-30695-840		1325/24 = 535 kcmil	1/2	3.29	1.29	1.81	.28	1.25	21/32	99	PINK	
58182		427/.0342	1/2	4.00	1.69	1.81	.28	1.25	31/64	99	PINK	
256-30695-193	750 kcmil		3/8	3.83	1.58	1.81	.28	1.25	5/8	99	PINK	
54123-TB			1/2	4.00	1.69	1.94	.27	1.33	31/64	106	BLACK	
58184		1600/24 = 646 kcmil	3/8	3.87	1.58	1.94	.27	1.33	5/8	106	BLACK	
54124-TB	800 kcmil	800 Navy	3/8	3.80	1.58	1.94	.27	1.33	5/8	106	BLACK	
256-30695-843	900 kcmil	1925/24 = 777 kcmil	1/2	4.04	1.58	2.01	.27	1.38	5/8	107	ORANGE	
54126			3/8	4.31	1.81	2.17	.31	1.50	7/8	115	YELLOW	
54128			3/8	4.15	1.58	2.17	.31	1.50	5/8	115	YELLOW	
	1000 kcmil	1000 Navy	3/8	4.09	1.58	2.27	.30	1.55	5/8	125	N/A	

† Contact Technical Services for specific stranding listings

Tooling: pp. B76-B92

Die Selector Chart: pp. B93-B95

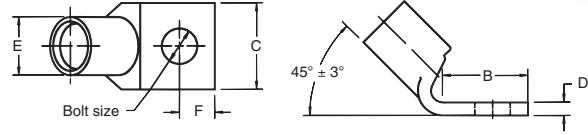
NOTE: Angled Lugs can be readily available as: 15°, 30°, 45°, 60°, and 90°

Connectors for Copper Conductor

One-Hole Lugs — 45° Standard Barrel 600V to 35KV

Material: High-Conductivity
Wrought Copper

Finish: Electro Tin Plate



Color-Keyed Compression

CAT. NO.	CODE	WIRE SIZE		DIMENSIONS (IN.)							DIE CODE	DIE COLOR
		FLEX CLASS G, H, I, K, M†	BOLT SIZE	B	C	D	E	F				
54104UF	#8 AWG	23 Navy	#10	.50	.39	.08	.25	1/2	21	RED		
54130UF		#8 Weld	1/4	.61	.45	.07	.25	1/4	21	RED		
54131UF		37/24 = 14.9 kcmil	5/16	.64	.56	.05	.25	3/2	21	RED		
54132UF			3/8	.64	.56	.05	.25	3/2	21	RED		
54134UF	#6 AWG	30 Navy	#10	.53	.44	.07	.31	1/2	24	BLUE		
54105UF		#6 Weld	1/4	.53	.44	.07	.31	1/2	24	BLUE		
54135UF		61/24 = 24.6 kcmil	5/16	.67	.60	.07	.31	3/16	24	BLUE		
54136UF			133/.014	3/8	.67	.60	.07	.31	3/16	24	BLUE	
54138UF	#4 AWG	40-50 Navy	#10	.60	.55	.09	.37	1/4	29	GRAY		
54106UF		91/24 = 36.7 kcmil	1/4	.60	.55	.09	.37	1/4	29	GRAY		
54139UF			133/.0177	5/16	.66	.61	.07	.37	3/16	29	GRAY	
54140UF		49/.029	3/8	.66	.61	.07	.37	3/16	29	GRAY		
256-30695-264UF			1/2	1.40	1.00	.06	.37	1/2	29	GRAY		
54107UF	#2 AWG	60 Navy	1/4	.65	.59	.11	.41	1/4	33	BROWN		
54142UF		125/24 = 50.4 kcmil	5/16	.88	.59	.11	.41	3/8	33	BROWN		
54143UF			#4 Weld	3/8	.80	.59	.11	.41	3/8	33	BROWN	
54145UF		1/2	1.08	.75	.08	.41	1/2	33	BROWN			
54108UF	#1 AWG	75 Navy, #2 Weld	1/4	.65	.68	.11	.47	1/4	37	GREEN		
54147UF		150/24 = 60.5 kcmil	5/16	.93	.68	.11	.47	3/8	37	GREEN		
54148UF			175/24 = 70.6 kcmil	3/8	.98	.68	.11	.47	3/8	37	GREEN	
54150UF		133/.0223	1/2	1.25	.76	.11	.47	1/2	37	GREEN		
54152UF	1/0 AWG	100 Navy	1/4	.65	.75	.13	.52	1/4	42	PINK		
54153UF		#1 Weld	5/16	.88	.75	.13	.52	3/8	42	PINK		
54109UF			225/24 = 90.8 kcmil	3/8	.93	.75	.13	.52	3/8	42	PINK	
54155UF		133/.0254	1/2	1.25	.75	.13	.52	1/2	42	PINK		
54157UF	2/0 AWG	125 Navy	1/4	.65	.83	.13	.57	1/4	45	BLACK		
54158UF		1/0 Weld	5/16	.88	.83	.13	.57	3/8	45	BLACK		
54110UF			275/24 = 111 kcmil	3/8	.93	.83	.13	.57	3/8	45	BLACK	
54160UF		427/.0155, 133/.0282	1/2	1.25	.83	.13	.57	1/2	45	BLACK		
54162UF	3/0 AWG	150 Navy, 2/0 Weld	1/4	.65	.92	.13	.63	1/4	50	ORANGE		
54163UF		325/24 = 131 kcmil	5/16	.88	.92	.13	.63	3/8	50	ORANGE		
54111UF			133/.0316, 259/.0227	3/8	.93	.92	.13	.63	3/8	50	ORANGE	
54165UF		427/.0177	1/2	1.25	.92	.13	.63	1/2	50	ORANGE		
54167UF	4/0 AWG	200 Navy	1/4	.65	1.03	.14	.70	1/4	54	PURPLE		
54168UF		3/0 Weld	5/16	.87	1.03	.14	.70	3/8	54	PURPLE		
54112UF			450/24 = 182 kcmil	3/8	.93	1.03	.14	.70	3/8	54	PURPLE	
54170UF		703/.0154	1/2	1.25	1.03	.14	.70	1/2	54	PURPLE		
58161UF	58162UF	4/0 Weld	1/4	.78	1.25	.15	.79	3/8	62	YELLOW		
58162UF		550/24 = 222 kcmil	5/16	.88	1.25	.15	.79	3/8	62	YELLOW		
58163UF			133/.0399	3/8	.93	1.25	.15	.79	3/8	62	YELLOW	
58165UF		259/.0286	1/2	1.25	1.25	.15	.79	1/2	62	YELLOW		
58166UF	637/.0183	3/4	1.58	1.25	.15	.79	3/4	62	YELLOW			

† Contact Technical Services for specific stranding listings

Tooling: pp. B76-B92 Die Selector Chart: pp. B93-B95

United States
Tel: 901.252.8000
800.816.7809
Fax: 901.252.1354

Canada
Tel: 450.347.5318
Fax: 450.347.1976

Technical Services
Tel: 888.862.3289

Thomas & Betts

www.tnb.com