


**194368-5****55" Guide Rail**   **FIND LOCAL**  **SHOP ONLINE****DESIGN** : 55" guide rail for use with Makita Plunge Saw**PRECISION** : Interacts with the saw base and engineered to deliver smooth, dead-on straight or bevel cutting**VERSATILITY** : Ideal for ripping sheet material**APPLICATIONS** : Also use with select routers and saws using router adapter (194579-2) and saw adapter (196953-0)**INCLUDES** : 55" Guide Rail**ABOUT MODEL**

The Makita 55" Plunge Saw Guide Rail (194368-5), when used with a Makita Plunge Circular Saw (SP6000) is a more portable option to a table saw for ripping sheet material. The Guide Rail interacts with the Plunge Saw (not included) to provide smooth, dead-on straight cuts. For use with the Makita 6-1/2 in. Plunge Circular Saws (models SP6000K/K1 and SP6000J/J1).

**FEATURES**

- 55" guide rail for use with Makita Plunge Saw models XPS01, XPS02, and SP6000J
- Interacts with the saw base and engineered to deliver smooth, dead-on straight or bevel cutting
- Ideal for ripping sheet material

- Alternate use with select routers and circular saws, must use with router guide rail adapter (194579-2) and saw guide rail adapter (196953-0)

## SPECS


Product Type (Routers) :	Guide Rail Accessories
Package Quantity :	1
Type (Cutting Accessories) :	Plunge Saw Accessories
Shipping Weight :	9.35 lbs.
UPC Code :	088381-313353

## RESOURCES & MEDIA


 [Makita Guide Rails New Tool Flyer \(English\)](#)

## PRODUCTS RELATED TO 194368-5

Page 1 of 4



**199140-0**  
**39" Guide Rail**



**194367-7**  
**118" Guide Rail**