

## Consolet Type 12 Data Sheet



### Application

- Houses electrical controls and instruments
- Designed with angle front for mounting in either 30° or 60° position
- Protects against circulating dust, falling dirt and dripping non-corrosive liquids

### Standards

- UL 508 listed, Type 12 and Type 13
- CSA C22.2 No.94 certified, Type 12 and Type 13
- Conforms to NEMA standard for Type 12 and Type 13

### Finish

- Wash and phosphate undercoat
- ANSI 61 gray polyester powder finish
- Stainless steel enclosure cover and sides of body have a smooth brushed finish

### Accessories

- Columns and bases
- Touch-up paint
- See Accessories section

### Construction

- Enclosure and cover are fabricated from (14) gauge steel or Type 304 stainless steel
- All continuous welded seams are finished smooth
- Cover is secured to the body with a continuous hinge on one side and captive screws which thread into sealed well nuts on the opposite side
- Cover has a fixed oil-resistant gasket
- Ground stud provided on cover and body

### Discount Schedule: C2

### Subclass: DQ0

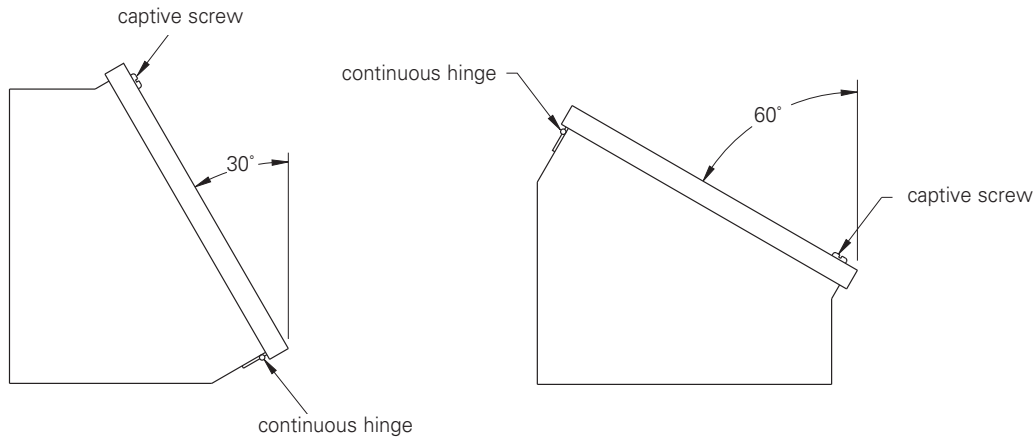
**Notes:** Dimensions are in inches. Millimeters shown are for reference only. Data subject to change without notice.

# Operator Enclosures

## Consolet Type 12

### Illustration Sheet and Catalog Number

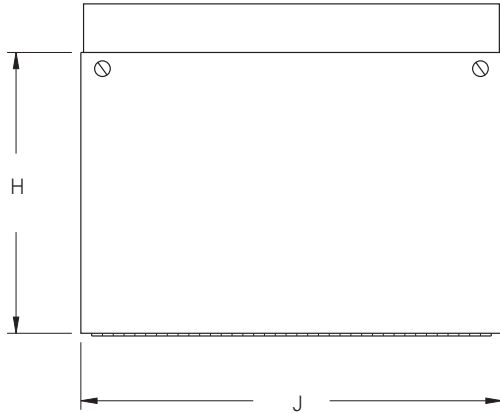
Enclosure Catalog Number		Enclosure Size Height x Width x Depth		D		E		F		G		H		J	
Type 304		A x B x C													
Steel	Stainless	in.	mm	in.	mm	in.	mm	in.	mm	in.	mm	in.	mm	in.	mm
AC-8C8	AC-8C8SS	8.00 x 8.00 x 7.12	203 x 203 x 181	5.62	143	7.50	191	6.62	168	7.37	187	8.25	210	8.25	210
AC-8C12	AC-8C12SS	8.00 x 12.00 x 7.12	203 x 305 x 181	5.62	143	7.50	191	6.62	168	11.37	289	8.25	210	12.25	311
AC-8C16	AC-8C16SS	8.00 x 16.00 x 7.12	203 x 406 x 181	5.62	143	7.50	191	6.62	168	15.37	390	8.25	210	16.25	413
AC-8C20	AC-8C20SS	8.00 x 20.00 x 7.12	203 x 508 x 181	5.62	143	7.50	191	6.62	168	19.37	492	8.25	210	20.25	514
AC-12C12	AC-12C12SS	12.00 x 12.00 x 9.12	305 x 305 x 232	7.62	194	11.00	279	10.62	270	11.37	289	12.25	311	12.25	311
AC-12C16	AC-12C16SS	12.00 x 16.00 x 9.12	305 x 406 x 232	7.62	194	11.00	279	10.62	270	15.37	390	12.25	311	16.25	413
AC-12C20	AC-12C20SS	12.00 x 20.00 x 9.12	305 x 508 x 232	7.62	194	11.00	279	10.62	270	19.37	492	12.25	311	20.25	514
AC-12C24	AC-12C24SS	12.00 x 24.00 x 9.12	305 x 610 x 232	7.62	194	11.00	279	10.62	270	23.37	594	12.25	311	24.25	616
AC-16C16	AC-16C16SS	16.00 x 16.00 x 11.12	406 x 406 x 282	9.62	244	14.50	368	14.62	371	15.37	390	16.25	413	16.25	413
AC-16C20	AC-16C20SS	16.00 x 20.00 x 11.12	406 x 508 x 282	9.62	244	14.50	368	14.62	371	19.37	492	16.25	413	20.25	514
AC-16C24	AC-16C24SS	16.00 x 24.00 x 11.12	406 x 610 x 282	9.62	244	14.50	368	14.62	371	23.37	594	16.25	413	24.25	616
AC-16C30	AC-16C30SS	16.00 x 30.00 x 11.12	406 x 762 x 282	9.62	244	14.50	368	14.62	371	29.37	746	16.25	413	30.25	768
AC-16C36	AC-16C36SS	16.00 x 36.00 x 11.12	406 x 914 x 282	9.62	244	14.50	368	14.62	371	35.37	898	16.25	413	36.25	921
AC-20C20	AC-20C20SS	20.00 x 20.00 x 13.12	508 x 508 x 333	11.62	295	18.00	457	18.62	473	18.62	473	20.25	514	20.25	514
AC-20C24	AC-20C24SS	20.00 x 24.00 x 13.12	508 x 610 x 333	11.62	295	18.00	457	18.62	473	22.62	574	20.25	514	24.25	616
AC-20C30	AC-20C30SS	20.00 x 30.00 x 13.12	508 x 762 x 333	11.62	295	18.00	457	18.62	473	28.62	727	20.25	514	30.25	768



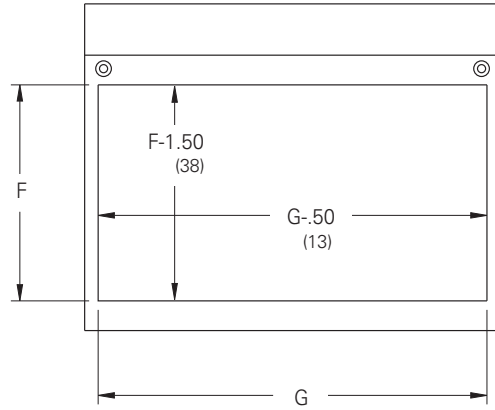
**Typical Mounting Configurations**  
Side Views

**Notes:** We can provide special sizes, finishes and other holes and cutouts, see page 352. Consult the factory for your special requirements.

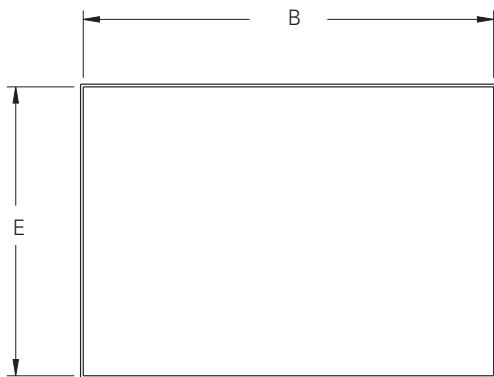
## Consolet Type 12 Illustration Sheet



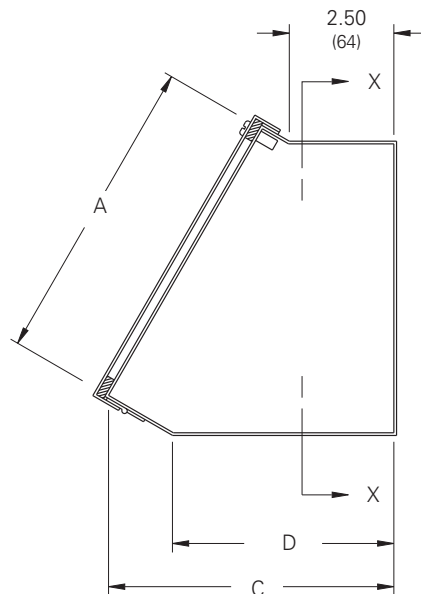
Front Cover View



Enclosure Opening View  
(cover and hinge removed)



Section X-X



Side Section View

**Notes:** Dimensions are in inches. Millimeters shown are for reference only. Data subject to change without notice.