




Frequently Ordered 194L Handles — Base/Front-Mounted Switch Handles
 (Switch Body listed on page 2-435)

Handle Type	Degree of Protection	Handle Color	Legend Plate Size	For Use With	Legend Plate Marking	Cat. No.*
A	IP66	Black/Grey	48 mm x 48 mm (1-57/64 in. x 1-57/64 in.)	194L-E12...40 A, -7543	1-0-2	194L-HC4A-350
			48 mm x 48 mm (1-57/64 in. x 1-57/64 in.)	194L-E12...40 A, -7543 194L-A12...40 A, -7543		194L-HE4A-350
			64 mm x 64 mm (2-33/64 in. x 2-33/64 in.)	194L-E12...40 A, -7543 194L-A12...40 A, -7543		194L-HE6A-350
E		Black/Grey	48 x 48 mm (1-57/64 x 1-57/64 in.)	194E-16...63 A 194L-E12...40 A, -1753 194L-A12...40 A, -1753	0-1	194L-HE4E-175
L				Red/Yellow	48 x 48 mm (1-57/64 x 1-57/64 in.)	194E-16...63 A 194L-E12...40 A, -1753 194L-A12...40 A, -1753
		G	Black/Grey			67 x 67 mm (2-41/64 x 2-41/64 in.)
N	Red/Yellow			67 x 67 mm (2-41/64 x 2-41/64 in.)	194E-25...100 A 194L-E12...40 A, -1753 194L-A12...40 A, -1753	
		L	Red/Yellow		48 x 48 mm (1-57/64 x 1-57/64 in.)	194L-E12...40 A, -1753
OFF-ON	194L-HC4L-175I					

* For 22.5 mm mounting hole style (code HC), select either handle type A, E, I, or L with 48 x 48 mm legend plate size (code 4) only or handle type G or N with 64 x 64 mm legend plate size (code 6) only.

Rectangular Knob Handle (Includes Legend Plate and Control Knob)	Color	Locking Provision	Legend Plate Size	For Use With	Fixing	Legend Marking	Cat. No.
	Black/Grey	None	48 mm x 48 mm (1-57/64 in. x 1-57/64 in.)	194L-A 12...40 A switches ONLY	Screw	0-1	194L-HE4P-175
						OFF-ON	194L-HE4P-175I

22.5 mm Mounting Hole Style Knob and Keyed Type Handles

	Description	Fixing	Pkg. Qty.	Cat. No.
 Type B	22.5 mm Mounting Hole Style Handles (IP65) Handle Style: Knob Lever with Latch (For Use With 194E-E25...100 A, -1753) or 194L-E12...40 A	22.5 mm Mounting Hole Style	1	194L-HCB-001
 Type D	22.5 mm Mounting Hole Style Handles Key Removal Position (Includes Latch) For Use With 194L-E 12...40 A, 194E-E16...63 A, - 1753	22.5 mm Mounting Hole Style	1	194L-HCDC-001
	22.5 mm Mounting Hole Style Handles Key Removal Position (Includes Latch) For Use With 194L-E 12...40 A, 194E-E16...63 A, - 1753			194L-HCDD-001
	22.5 mm Mounting Hole Style Handles Key Removal Position (Includes Latch) For Use With 194L-E 12...40 A, 194E-E16...63 A, - 1753			194L-HCDG-001
	22.5 mm Mounting Hole Style Handles Key Removal Position (Includes Latch) For Use With 194L-E 12...40 A, 194E-E16...63 A - 1753			194L-HCDH-001

