





Bulletin 700-HR
Plug-in Timing Relays
 Accessories

	Description	Pkg. Quantity	Cat. No.
 Cat. No. 700-HN130	Frame Adapter For flush or door mounting of all Bulletin 700-HR and -HX timers.	1	700-HN130
 Sample Retainer Clips	Retainer Clip for Cat. Nos. 700-HN100 and -HN101 Sockets with all 700-HR Timing Relays Secures timer in socket. Note: Not required for installation	10	700-HN131
 Cat. No. 700-HN132	Protective Cover Helps prevent tampering of timing and mode settings. Provides a degree of protection against water and dirt from entering the front of the relay. For use with all Bulletin 700-HRs and -HX timing relays.	1	700-HN132
	Pre-Printed Identification Tags — contains 10 sheets of pre-printed and blank tags. Each sheet contains 13 sets of the markings CR...9CR, TR...9TR, M...9M, F, R, 1S, and 117 blank tags. Tags are peel-off with sticky backing for easy placement on relays.	10	700-N40
	Blank Identification Tags — contains 10 sheets of blank identification tags for customer specialized printing. Each sheet contains 546 blank tags. Tags are peel-off with sticky backing for easy placement on relays.	10	700-N41

Bulletin 700-HR Multi-function, Multi-Range Dial Timing Relay, Socket, Retainer Clip Reference Chart

Timer Type	Socket Cat. No.	Retainer Clip Cat. No.
700-HR52, -HRT6, -HRV, -HRQR	⊛ 700-HN101	700-HN131
	⊛ 700-HN126	Not Required*
	⊛ 700-HN129	Not Applicable
700-HRS, -HRT4, -HRP, -HRC, -HRM, -HRF, -HRY, -HRQN	‡ 700-HN100	700-HN131(See note above)
	‡ 700-HN108	Not Applicable
	‡ 700-HN125	Not Required*

* Design of these sockets holds the timing relays securely and does not require retainer clips.

⊛ 11 pins.

‡ 8 + pins.