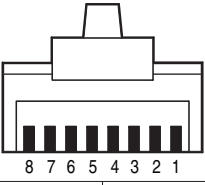


**Pinout**

Face View RJ45 Pinout			
8-Pin			
			
8-Pin		4-Pin	
1 White/Orange	TxData +	1 White/Orange	TxData +
2 Orange	TxData -	2 Orange	TxData -
3 White/Green	Recv Data +	3 White/Green	Recv Data +
4 Blue	Unused	4 NA	Unused
5 White/Blue	Unused	5 NA	Unused
6 Green	Recv Data -	6 Green	Recv Data -
7 White/Brown	Unused	7 NA	Unused
8 Brown	Unused	8 NA	Unused

**Product Selection**


Description	Electrical Connection	Housing Material	Insulation Material	Contact Material	Channel Bandwidth	Cat. No.
RJ45 insulation displacement connector (IDC)	—	Diecast Zinc	Plastic	Gold-plated copper alloy	Cat. 6	* 1585J-M8CC-H
RJ45 crimp connector with boot	150V, 1.5 A	Clear Polycarbonate			Cat. 5e	* 1585J-M8CC-C

\* Qty. = 1 piece

\* Qty. = 50 pieces

**Accessories**

Description	Cat. No.
Crimper, cable stripper/cutter, conductor separator	1585A-JCRIMP



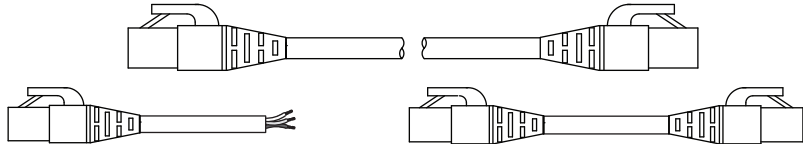
RJ45 Cordset

**Specifications**

Certifications	UL Listed
Connectors	RJ45 Male to RJ45 Male, Cat 6
Cable Type	Unshielded 4- and 8-conductor, 24 AWG, Industrial Cat5e Shielded 8-conductor 26 AWG Industrial Cat5e
Enclosure Type Rating	IP20
Nominal Outer Diameter	5.84 mm (0.23 in.)
Operating Temperature [C (F)]	-20...+60 ° (-4...+140 °)
Voltage	300V

**Approximate Dimensions**

Dimensions are in millimeters (inches). Illustrations are not drawn to scale.



Example of Cordset

Example of Patchcord

**Features**

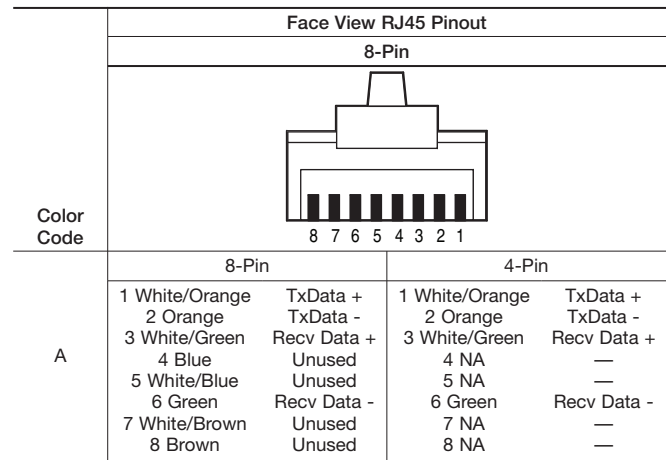
- Flex rated TPE, PVC, and Plenum cables for various applications
- Teal or red cable jacket
- Rugged strain relief and latch mechanism to maintain network integrity
- Suitable environments M<sub>1</sub>L<sub>1</sub>C<sub>2</sub>E<sub>2</sub>

**Product Selection**

**Cordset**

Shielding	Cable Type	Cat. No.*
Unshielded twisted pair	4 conductor, teal high-flex TPE	<b>1585J-M4TB-2</b>
	8 conductor, teal high-flex TPE	<b>1585J-M8TB-2</b>
	8 conductor, red high-flex TPE	1585J-M8VB-2
	8 conductor, teal riser PVC	<b>1585J-M8PB-2</b>
	8 conductor, red plenum PVC	1585J-M8MB-2
Foil and braided shield	8 conductor, teal riser PVC	<b>1585J-M8CB-2</b>
	4 conductor, teal high-flex PUR	<b>1585J-M4UB-2</b>
	8 conductor, teal high-flex PUR	<b>1585J-M8UB-2</b>
	8 conductor, teal 600V PVC	<b>1585J-M8HB-2</b>
	8 conductor, red 600V PVC	1585J-M8EB-2

**Pinout**



**Patchcords**

No. of Conductors	Jacket Material	Cable Type	Cable Rating	Cat. No.*
4	Teal high-flex TPE	Unshielded twisted pair	Weld splatter, sun light and oil resistant; UL CMG, CMX; cUL CMG; Standard TIA 568-B, flex rated	<b>1585J-M4TBJM-2</b>
	Teal high-flex TPE			<b>1585J-M8TBJM-2</b>
8	Red high-flex TPE			1585J-M8VBJM-2
	Teal Riser PVC			<b>1585J-M8PBJM-2</b>
	Red Plenum		1585J-M8MBJM-2	
4	Teal high-flex PUR	Foil and braided shield	C(ETL)US TYPE CMX; TIA 568-B, flex-rated, halogen-free	<b>1585J-M4UBJM-2</b>
	Teal Riser, PVC		UL CMR; CUR CMG, TIA B	<b>1585J-M8CBJM-2</b>
8	Teal high-flex PUR		C(ETL)US TYPE CMX; TIA 568-B, flex-rated, halogen-free	<b>1585J-M8UBJM-2</b>
	Teal 600V PVC		(UL) CMX, CMR; c(UL) CMG; (UL) PLTC or AWM 2570 80 °C 600V; TIA-568-B	<b>1585J-M8HBJM-2</b>
	Red 600V PVC		1585J-M8EBJM-2	

\* Replace -2 (2 m) with 5 (5 m) or 10 (10 m) for additional standard cable lengths.

**Accessories**

Description	Cat. No.
RJ45 insulation displacement connector (IDC)	1585J-M8CC-H
RJ45 crimp connector with boot *	1585J-M8CC-C

\* One item includes a quantity of 50.

**Pinout**

Color Code	Face View Pinout		Face View RJ45 Pinout			
	4-Pin		8-Pin			
A	1 White-Orange 2 White-Green 3 Orange 4 Green	1 White/Orange 2 Orange 3 White/Green 4 Blue 5 White/Blue 6 Green 7 White/Brown 8 Brown	TxData + TxData - Recv Data + Unused Unused Recv Data - Unused Unused	1 White/Orange 2 Orange 3 White/Green 4 NA 5 NA 6 Green 7 NA 8 NA	TxData + TxData - Recv Data + — — Recv Data - — —	

**Product Selection**

**M12 Cordset**

First End Connector	Second End Connector	Cable Type	Cat. No.*
Male M12 D-Code, Straight	Flying Leads	Unshielded twisted pair, 4-conductor, Teal TPE, flex rated	<b>1585D-M4TB-2</b>
		Foil and braided shield, 4 conductor, teal PUR, flex rated, halogen-free	<b>1585D-M4UB-2</b>

**M12 Patchcord**

First End Connector	Second End Connector	Cable Type	Cat. No.*
Male M12 D-Code, Straight	Male M12 D-Code, Straight	Unshielded twisted pair, 4 conductor, teal TPE, flex rated	<b>1585D-M4TBDM-2</b>
Male M12 D-Code, Right Angle	Male M12 D-Code, Right Angle		1585D-E4TBDE-2
Male M12 D-Code, Straight	Male M12 D-Code, Right Angle		1585D-M4TBDE-2
Male M12 D-Code, Straight	Female M12 D-Code, Straight		1585D-M4TBDF-2
Male M12 D-Code, Straight	Male M12 D-Code, Straight	Foil and braided shield, 4 conductor, teal PUR, flex rated, halogen-free	<b>1585D-M4UBDM-2</b>
Male M12 D-Code, Right Angle	Male M12 D-Code, Right Angle		1585D-E4UBDE-2
Male M12 D-Code, Straight	Male M12 D-Code, Right Angle		1585D-M4UBDE-2
Male M12 D-Code, Straight	Female M12 D-Code, Straight		1585D-M4UBDF-2

**M12 to RJ45 Patchcord**

First End Connector	Second End Connector	Cable Type	Cat. No.*
Male M12 D-Code	RJ45	Unshielded twisted pair, 4 conductor, teal TPE, flex rated	<b>1585D-M4TBJM-2</b>
		Foil and braided shield, 4 conductor, teal PUR, flex rated, halogen-free	<b>1585D-M4UBJM-2</b>

\* Replace -2 (2 m) with 1 (1 m), 5 (5 m) or 10 (10 m) for additional standard cable lengths.

**Accessories**

Description	Channel Bandwidth	Cat. No.
RJ45 insulation displacement connector (IDC)	Cat. 6	1585J-M8CC-H*
RJ45 crimp connector with boot	Cat. 5e	1585J-M8CC-C‡

\* Qty. = 1 piece.  
‡ Qty. = 50 pieces.