
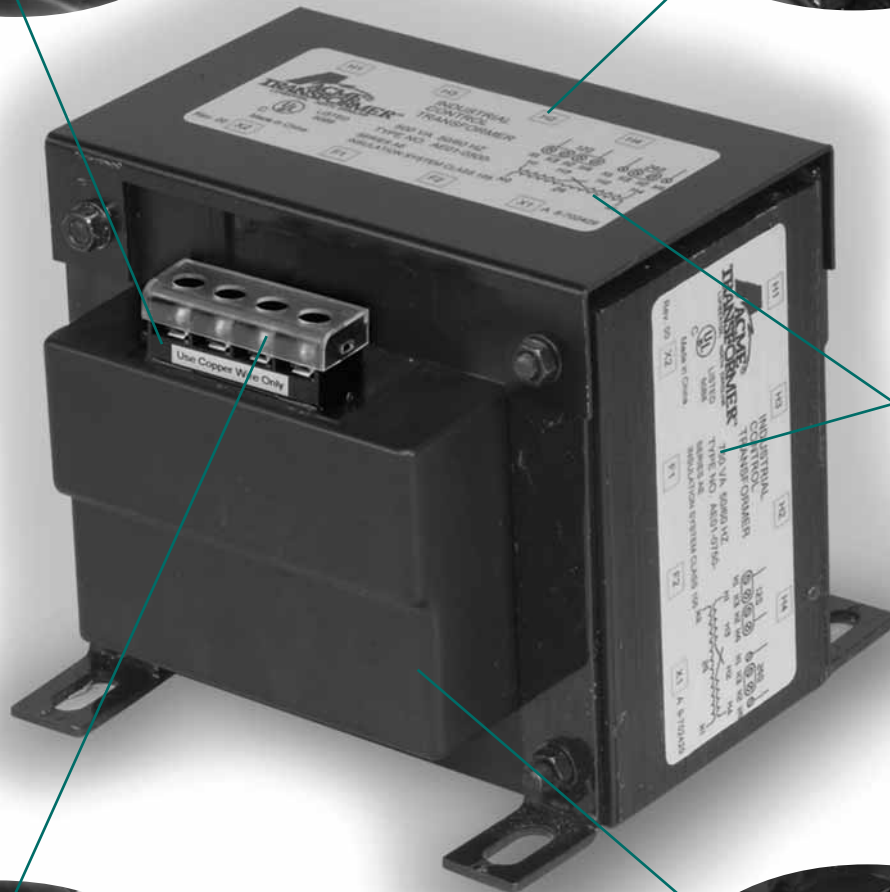



FEATURES

Integrally molded terminal blocks with combination slotted/Phillips screws. Isolation barriers protect against arc over while able to accommodate a full ring terminal.



Integrally mounted fuse blocks available in standard and touch-proof (CE Series) style.



Dual labels for identification of fused modules



CE Series offers touch-proof terminals, isolating live contacts for additional safety.



Epoxy encapsulated copper windings and internal terminations, providing isolation from external contaminants and physical damage.

SELECTION CHARTS

E SERIES

NEW

GROUP I



120 x 240 PRIMARY VOLTS — 24 SECONDARY VOLTS — 1Ø, 50/60 Hz

VA RATING	CATALOG NUMBER	APPROX. DIMENSIONS INCHES (CM.)					MOUNTING SLOT		APPROX. SHIPPING WT
		A	B	C	D	E	F		
50	AE01-0050	2.69 (6.8)	3.00 (7.6)	2.81 (7.1)	2.03 (5.1)	2.53 (6.4)	.20 x .40 (0.5 x 1.0)	2.50 (1.1)	
75	AE01-0075	3.22 (8.1)	3.00 (7.6)	2.81 (7.1)	2.53 (6.4)	2.53 (6.4)	.20 x .40 (0.5 x 1.0)	3.50 (1.6)	
100	AE01-0100	3.28 (8.3)	3.41 (8.6)	3.09 (7.8)	2.41 (6.1)	2.81 (7.1)	.20 x .40 (0.5 x 1.0)	4.05 (1.8)	
150	AE01-0150	3.88 (9.8)	3.78 (9.6)	3.41 (8.6)	2.97 (7.5)	3.13 (7.9)	.20 x .40 (0.5 x 1.0)	6.50 (2.9)	
250	AE01-0250	4.13 (10.4)	4.50 (11.4)	3.84 (9.7)	2.94 (7.4)	3.75 (9.5)	.20 x .40 (0.5 x 1.0)	9.25 (4.2)	
350	AE01-0350	5.00 (12.7)	4.50 (11.4)	3.84 (9.7)	3.78 (9.6)	3.75 (9.5)	.20 x .40 (0.5 x 1.0)	12.75 (5.8)	
500	AE01-0500	5.53 (14.0)	5.25 (13.3)	4.66 (11.8)	4.16 (10.5)	4.38 (11.1)	.31 x .69 (0.8 x 1.7)	19.00 (8.6)	
750	AE01-0750	6.81 (17.3)	5.25 (13.3)	4.66 (11.8)	5.75 (14.6)	4.38 (11.1)	.31 x .69 (0.8 x 1.7)	26.00 (11.8)	

NEW

GROUP II

200/220/440, 208/230/460, 240/480 PRIMARY VOLTS — 23/110, 24/115, 25/120 SECONDARY VOLTS — 1Ø, 50/60 Hz

VA RATING	CATALOG NUMBER	APPROX. DIMENSIONS INCHES (CM.)					MOUNTING SLOT		APPROX. SHIPPING WT
		A	B	C	D	E	F		
50	AE02-0050	3.28 (8.3)	3.00 (7.6)	2.78 (7.0)	2.25 (5.7)	2.53 (6.4)	.20 x .40 (0.5 x 1.0)	3.0 (1.4)	
75	AE02-0075	3.28 (8.3)	3.00 (7.6)	3.09 (7.8)	2.53 (6.4)	2.81 (7.1)	.20 x .40 (0.5 x 1.0)	4.0 (1.8)	
100	AE02-0100	3.28 (8.3)	3.41 (8.6)	3.41 (8.6)	2.53 (6.4)	3.13 (7.9)	.20 x .40 (0.5 x 1.0)	4.0 (1.8)	
150	AE02-0150	4.03 (10.2)	3.75 (9.5)	3.41 (8.6)	3.28 (8.3)	3.13 (7.9)	.20 x .40 (0.5 x 1.0)	7.0 (3.2)	
250	AE02-0250	4.38 (11.1)	4.50 (11.4)	4.03 (10.2)	3.75 (9.5)	3.75 (9.5)	.20 x .40 (0.5 x 1.0)	9.0 (4.1)	
300	AE02-0300	5.13 (13.0)	4.50 (11.4)	4.97 (12.6)	3.88 (9.8)	4.38 (11.1)	.31 x .69 (0.8 x 1.7)	11.0 (5.0)	
350	AE02-0350	5.25 (13.3)	4.50 (11.4)	4.97 (12.6)	4.16 (10.5)	4.38 (11.1)	.31 x .69 (0.8 x 1.7)	13.0 (5.9)	
500	AE02-0500	6.31 (16.0)	5.25 (13.3)	4.97 (12.6)	5.25 (13.3)	4.38 (11.1)	.31 x .69 (0.8 x 1.7)	19.0 (8.6)	
750	AE02-0750	6.81 (17.3)	5.25 (13.3)	4.97 (12.6)	5.75 (14.6)	4.38 (11.1)	.31 x .69 (0.8 x 1.7)	27.0 (12.2)	

NEW

GROUP III

240 x 480 PRIMARY VOLTS — 24 SECONDARY VOLTS — 1Ø, 50/60 Hz

VA RATING	CATALOG NUMBER	APPROX. DIMENSIONS INCHES (CM.)					MOUNTING SLOT		APPROX. SHIPPING WT
		A	B	C	D	E	F		
50	AE03-0050	2.69 (6.8)	3.00 (7.6)	2.81 (7.1)	2.03 (5.1)	2.53 (6.4)	.20 x .40 (0.5 x 1.0)	2.5 (1.1)	
75	AE03-0075	3.22 (8.1)	3.00 (7.6)	2.81 (7.1)	2.53 (6.4)	2.53 (6.4)	.20 x .40 (0.5 x 1.0)	3.5 (1.6)	
100	AE03-0100	3.28 (8.3)	3.41 (8.6)	3.09 (7.8)	2.41 (6.1)	2.81 (7.1)	.20 x .40 (0.5 x 1.0)	4.0 (1.8)	
150	AE03-0150	3.88 (9.8)	3.84 (9.7)	3.41 (8.6)	2.97 (7.5)	3.13 (7.9)	.20 x .40 (0.5 x 1.0)	6.5 (2.9)	
250	AE03-0250	4.13 (10.4)	4.50 (11.4)	3.84 (9.7)	2.94 (7.4)	3.75 (9.5)	.20 x .40 (0.5 x 1.0)	9.2 (4.2)	
350	AE03-0350	5.00 (12.7)	4.50 (11.4)	3.84 (9.7)	3.78 (9.6)	3.75 (9.5)	.20 x .40 (0.5 x 1.0)	12.7 (5.8)	
500	AE03-0500	5.53 (14.0)	5.25 (13.3)	4.66 (11.8)	4.16 (10.5)	4.34 (11.0)	.31 x .69 (0.8 x 1.7)	19.0 (8.6)	
750	AE03-0750	6.81 (17.3)	5.25 (13.3)	4.66 (11.8)	5.75 (14.6)	4.38 (11.1)	.31 x .69 (0.8 x 1.7)	26.0 (11.8)	

NEW

GROUP VI



240 x 480, 230 x 460, 220 x 440 PRIMARY VOLTS — 120/115/110 SECONDARY VOLTS — 1Ø, 50/60 Hz

VA RATING	CATALOG NUMBER	APPROX. DIMENSIONS INCHES (CM.)					MOUNTING SLOT		APPROX. SHIPPING WEIGHT
		A	B	C	D	E	F		
50	AE06-0050	2.69 (6.8)	3.00 (7.6)	2.81 (7.1)	2.03 (5.1)	2.53 (6.4)	.20 x .40 (0.5 x 1.0)	2.5 (1.1)	
75	AE06-0075	3.22 (8.1)	3.00 (7.6)	2.81 (7.1)	2.53 (6.4)	2.53 (6.4)	.20 x .40 (0.5 x 1.0)	3.5 (1.6)	
100	AE06-0100	3.28 (8.3)	3.41 (8.6)	3.09 (7.8)	2.41 (6.1)	2.81 (7.1)	.20 x .40 (0.5 x 1.0)	4.0 (1.8)	
150	AE06-0150	3.88 (9.8)	3.84 (9.7)	3.41 (8.6)	2.97 (7.5)	3.13 (7.5)	.20 x .40 (0.5 x 1.0)	6.5 (2.9)	
250	AE06-0250	4.13 (10.4)	4.50 (11.4)	3.84 (9.7)	2.94 (7.4)	3.75 (9.5)	.20 x .40 (0.5 x 1.0)	9.2 (4.2)	
350	AE06-0350	5.00 (12.7)	4.50 (11.4)	3.84 (9.7)	3.78 (9.6)	3.75 (9.5)	.20 x .40 (0.5 x 1.0)	12.7 (5.8)	
500	AE06-0500	5.53 (14.0)	5.25 (13.3)	4.66 (11.8)	4.16 (10.5)	4.34 (11.0)	.31 x .69 (0.8 X 1.7)	19.0 (8.6)	
750	AE06-0750	6.81 (17.3)	5.25 (13.3)	4.66 (11.8)	5.75 (14.6)	4.31 (10.9)	.31 x .69 (0.8 X 1.7)	26.0 (11.8)	

NEW

GROUP VII

208/230/460 PRIMARY VOLTS — 115 SECONDARY VOLTS — 1Ø, 50/60 Hz

VA RATING	CATALOG NUMBER	APPROX. DIMENSIONS INCHES (CM.)					MOUNTING SLOT		APPROX. SHIPPING WEIGHT
		A	B	C	D	E	F		
50	AE07-0050	2.84 (7.2)	3.00 (7.6)	2.81 (7.1)	2.16 (5.4)	2.53 (6.4)	.20 x .40 (0.5 x 1.0)	2.6 (1.2)	
100	AE07-0100	3.41 (6.6)	3.41 (8.6)	3.09 (7.8)	2.69 (6.8)	2.81 (7.1)	.20 x .40 (0.5 x 1.0)	4.2 (1.9)	
150	AE07-0150	3.88 (9.8)	3.75 (9.5)	3.41 (8.6)	3.09 (7.8)	3.09 (7.8)	.20 x .40 (0.5 x 1.0)	6.7 (3.1)	
250	AE07-0250	4.16 (10.5)	4.50 (11.4)	4.03 (10.2)	3.28 (8.3)	3.75 (9.5)	.20 x .40 (0.5 x 1.0)	9.5 (4.3)	
350	AE07-0350	5.19 (13.1)	4.50 (11.4)	4.03 (10.2)	4.38 (11.1)	3.75 (9.5)	.20 x .40 (0.5 x 1.0)	13.4 (6.1)	
500	AE07-0500	5.88 (14.9)	5.25 (13.3)	4.66 (11.8)	4.78 (12.1)	4.38 (11.1)	.31 x .69 (0.8 X 1.7)	19.0 (8.6)	
750	AE07-0750	6.81 (17.3)	5.25 (13.3)	4.66 (11.8)	5.75 (14.6)	4.38 (11.1)	.31 x .69 (0.8 X 1.7)	27.0 (12.2)	

NEW

GROUP XII

230/460/575 PRIMARY VOLTS — 95/115 SECONDARY VOLTS — 1Ø, 50/60 Hz

VA RATING	CATALOG NUMBER	APPROX. DIMENSIONS INCHES (CM.)					MOUNTING SLOT		APPROX. SHIPPING WEIGHT
		A	B	C	D	E	F		
50	AE12-0050	2.88 (7.3)	3.00 (7.6)	2.81 (7.1)	2.19 (5.5)	2.53 (6.4)	.20 x .40 (0.5 x 1.0)	2.6 (1.2)	
100	AE12-0100	3.59 (9.1)	3.41 (8.6)	3.09 (7.8)	2.88 (7.3)	2.81 (7.1)	.20 x .40 (0.5 x 1.0)	4.2 (1.9)	
150	AE12-0150	3.94 (10.0)	3.78 (9.6)	3.41 (8.6)	3.28 (8.3)	3.09 (7.8)	.20 x .40 (0.5 x 1.0)	6.8 (3.1)	
250	AE12-0250	4.16 (10.5)	4.50 (11.4)	4.03 (10.2)	3.22 (8.1)	3.75 (9.5)	.20 x .40 (0.5 x 1.0)	9.5 (4.3)	
350	AE12-0350	5.00 (12.7)	4.50 (11.4)	4.03 (10.2)	3.69 (9.3)	4.31 (10.9)	.20 x .40 (0.5 x 1.0)	13.2 (6.0)	
500	AE12-0500	5.84 (14.8)	5.25 (13.3)	4.66 (11.8)	4.66 (11.8)	4.38 (11.1)	.31 x .69 (0.8 X 1.7)	19.2 (8.7)	
750	AE12-0750	6.81 (17.3)	5.25 (13.3)	4.66 (11.8)	5.81 (14.7)	4.38 (11.1)	.31 x .69 (0.8 X 1.7)	27.0 (12.2)	

SELECTION CHARTS

CE SERIES

NEW
GROUP IC

120 x 240 PRIMARY VOLTS — 24 SECONDARY VOLTS — 1Ø, 50/60 Hz

VA RATING	CATALOG NUMBER	APPROX. DIMENSIONS INCHES (CM.)					MOUNTING SLOT	APPROX. SHIPPING WEIGHT
		A	B	C	D	E		
50	CE01-0050	2.69 (6.8)	3.00 (7.6)	2.81 (7.1)	2.25 (5.7)	2.56 (6.5)	.20 x .40 (0.5 x 1.0)	2.5 (1.2)
75	CE01-0075	3.22 (8.1)	3.41 (8.6)	2.81 (7.1)	2.25 (5.7)	2.88 (7.3)	.20 x .40 (0.5 x 1.0)	3.5 (1.6)
100	CE01-0100	3.28 (8.3)	3.75 (9.5)	3.09 (7.8)	2.53 (6.4)	3.13 (7.9)	.20 x .40 (0.5 x 1.0)	4.2 (1.9)
150	CE01-0150	3.88 (9.8)	4.50 (11.4)	3.41 (8.6)	2.53 (6.4)	3.84 (9.7)	.20 x .40 (0.5 x 1.0)	6.6 (3.0)
250	CE01-0250	4.13 (10.4)	4.50 (11.4)	4.03 (10.2)	3.22 (8.1)	3.84 (9.7)	.20 x .40 (0.5 x 1.0)	9.4 (4.3)
350	CE01-0350	5.00 (12.7)	5.25 (13.3)	4.03 (10.2)	3.75 (9.5)	4.50 (11.4)	.31 x .69 (0.8 X 1.7)	13.0 (5.9)
500	CE01-0500	5.50 (13.9)	5.25 (13.3)	4.66 (11.8)	4.28 (10.8)	4.50 (11.4)	.31 x .69 (0.8 X 1.7)	19.1 (8.7)
750	CE01-0750	7.03 (17.8)	5.25 (13.3)	4.66 (11.8)	5.75 (14.6)	4.50 (11.4)	.31 x .69 (0.8 X 1.7)	26.6 (12.1)

NEW
GROUP IIC

200/220/440, 208/230/460, 240/480 PRIMARY VOLTS — 23/110, 24/115, 25/120 SECONDARY VOLTS — 1Ø, 50/60 Hz

VA RATING	CATALOG NUMBER	APPROX. DIMENSIONS INCHES (CM.)					MOUNTING SLOT	APPROX. SHIPPING WEIGHT
		A	B	C	D	E		
50	CE02-0050	3.28 (8.3)	3.28 (8.3)	2.81 (7.1)	2.25 (5.7)	2.81 (7.1)	.20 x .40 (0.5 x 1.0)	2.7 (1.2)
100	CE02-0100	4.03 (10.2)	3.75 (9.5)	3.13 (7.9)	3.22 (8.1)	3.16 (8.0)	.20 x .40 (0.5 x 1.0)	4.3 (1.9)
150	CE02-0150	4.03 (10.2)	4.50 (11.4)	3.41 (8.6)	2.81 (7.1)	3.75 (9.5)	.20 x .40 (0.5 x 1.0)	6.8 (3.0)
250	CE02-0250	4.78 (12.1)	4.50 (11.4)	4.03 (10.2)	4.06 (10.3)	3.75 (9.5)	.20 x .40 (0.5 x 1.0)	9.7 (4.4)
350	CE02-0350	5.53 (14.0)	5.25 (13.3)	4.03 (10.2)	4.28 (10.8)	4.38 (11.1)	.31 x .69 (0.8 X 1.7)	13.5 (6.1)
500	CE02-0500	7.25 (18.4)	5.25 (13.3)	4.69 (11.9)	6.00 (15.2)	4.38 (11.1)	.31 x .69 (0.8 X 1.7)	19.6 (8.9)
750	CE02-0750	6.81 (17.3)	5.28 (13.4)	4.69 (11.9)	5.75 (14.6)	4.44 (11.2)	.31 x .69 (0.8 X 1.7)	27.0 (12.2)

NEW
GROUP IIIC

240 x 480 PRIMARY VOLTS — 24 SECONDARY VOLTS — 1Ø, 50/60 Hz

VA RATING	CATALOG NUMBER	APPROX. DIMENSIONS INCHES (CM.)					MOUNTING SLOT	APPROX. SHIPPING WEIGHT
		A	B	C	D	E		
50	CE03-0050	3.00 (7.6)	3.00 (7.6)	2.81 (7.1)	2.25 (5.7)	2.53 (6.4)	.20 x .40 (0.5 x 1.0)	2.5 (1.1)
75	CE03-0075	3.28 (8.3)	3.28 (8.3)	2.81 (7.1)	2.25 (5.7)	2.81 (7.1)	.20 x .40 (0.5 x 1.0)	3.5 (1.6)
100	CE03-0100	3.28 (8.3)	3.75 (9.5)	3.09 (7.8)	2.53 (6.4)	3.13 (7.9)	.20 x .40 (0.5 x 1.0)	4.0 (1.8)
150	CE03-0150	3.88 (9.8)	4.50 (11.4)	3.47 (8.8)	2.53 (6.4)	3.75 (9.5)	.20 x .40 (0.5 x 1.0)	6.5 (2.9)
250	CE03-0250	4.13 (10.4)	4.50 (11.4)	4.03 (10.2)	3.22 (8.1)	3.75 (9.5)	.20 x .40 (0.5 x 1.0)	9.2 (4.2)
350	CE03-0350	5.00 (12.7)	5.25 (13.3)	4.03 (10.2)	3.75 (9.5)	4.38 (11.1)	.31 x .69 (0.8 X 1.7)	12.7 (5.8)
500	CE03-0500	5.53 (14.0)	5.25 (13.3)	4.66 (11.8)	4.28 (10.8)	4.38 (11.1)	.31 x .69 (0.8 X 1.7)	19.0 (8.6)
750	CE03-0750	7.03 (17.8)	5.25 (13.3)	4.66 (11.8)	5.41 (13.7)	4.38 (11.1)	.31 x .69 (0.8 X 1.7)	26.0 (11.8)

NEW

GROUP IVC



380/400/415 PRIMARY VOLTS — 110/220 SECONDARY VOLTS — 1Ø, 50/60 Hz

VA RATING	CATALOG NUMBER	APPROX. DIMENSIONS INCHES (CM.)					MOUNTING SLOT	APPROX. SHIPPING T
		A	B	C	D	E	F	
50	CE04-0050	3.53 (8.9)	3.00 (7.6)	2.81 (7.1)	2.53 (6.4)	2.53 (6.4)	.20 x .40 (0.5 x 1.0)	2.6 (1.2)
100	CE04-0100	3.53 (8.9)	3.75 (9.5)	3.22 (8.1)	2.53 (6.4)	3.13 (8.0)	.20 x .40 (0.5 x 1.0)	4.3 (1.9)
150	CE04-0150	3.53 (8.9)	4.34 (11.0)	3.41 (8.6)	2.53 (6.4)	3.75 (9.5)	.20 x .40 (0.5 x 1.0)	6.7 (3.0)
250	CE04-0250	4.03 (10.2)	4.50 (11.4)	4.22 (10.7)	3.22 (8.1)	3.75 (9.5)	.20 x .40 (0.5 x 1.0)	9.4 (4.3)
350	CE04-0350	4.91 (12.4)	4.50 (11.4)	4.22 (10.7)	4.06 (10.3)	4.38 (11.1)	.20 x .40 (0.5 x 1.0)	13.0 (5.9)
500	CE04-0500	6.00 (15.2)	5.25 (13.3)	4.69 (11.9)	4.78 (12.1)	4.38 (11.1)	.31 x .69 (0.8 X 1.7)	18.8 (8.5)
750	CE04-0750	6.81 (17.3)	5.25 (13.3)	4.69 (11.9)	5.75 (14.6)	4.38 (11.1)	.31 x .69 (0.8 X 1.7)	26.0 (11.8)

NEW

GROUP VC

208, 220/380/440, 230/400/460, 240/416/480 PRIMARY VOLTS —
85/100/110, 91/110/120, 95/115/125, 99/120/130 SECONDARY VOLTS — 1Ø, 50/60 Hz

VA RATING	CATALOG NUMBER	APPROX. DIMENSIONS INCHES (CM.)					MOUNTING SLOT	APPROX. SHIPPING T
		A	B	C	D	E	F	
50	CE05-0050	4.03 (10.2)	3.41 (8.6)	3.09 (7.8)	2.47 (6.2)	2.81 (7.1)	.20 x .40 (0.5 x 1.0)	2.7 (1.2)
150	CE05-0150	3.88 (9.8)	4.34 (11.0)	3.41 (8.6)	2.88 (7.3)	3.75 (9.5)	.20 x .40 (0.5 x 1.0)	6.7 (3.0)
250	CE05-0250	5.13 (13.0)	4.50 (11.4)	4.03 (10.2)	4.38 (11.1)	3.75 (9.5)	.20 x .40 (0.5 x 1.0)	9.5 (4.3)
350	CE05-0350	5.91 (15.0)	5.25 (13.3)	4.03 (10.2)	4.78 (12.1)	4.38 (11.1)	.31 x .69 (0.8 X 1.7)	13.3 (6.0)
500	CE05-0500	5.91 (15.0)	5.25 (13.3)	4.66 (11.8)	4.63 (11.7)	4.38 (11.1)	.31 x .69 (0.8 X 1.7)	19.0 (8.6)
750	CE05-0750	7.09 (18.0)	5.25 (13.3)	4.66 (11.1)	5.81 (14.7)	4.38 (11.1)	.31 x .69 (0.8 X 1.7)	27.0 (12.2)

NEW

GROUP VIC

240 x 480, 230 x 460, 220 x 440 PRIMARY VOLTS — 120/115/110 SECONDARY VOLTS — 1Ø, 50/60 Hz

VA RATING	CATALOG NUMBER	APPROX. DIMENSIONS INCHES (CM.)					MOUNTING SLOT	APPROX. SHIPPING T
		A	B	C	D	E	F	
50	CE06-0050	3.41 (8.6)	3.00 (7.6)	2.81 (7.1)	2.53 (6.4)	2.53 (6.4)	.20 x .40 (0.5 x 1.0)	2.6 (1.2)
75	CE06-0075	3.41 (8.6)	3.28 (8.3)	2.81 (7.1)	2.53 (6.4)	2.81 (7.1)	.20 x .40 (0.5 x 1.0)	3.6 (1.6)
100	CE06-0100	3.41 (8.6)	3.75 (9.5)	3.09 (7.8)	2.53 (6.4)	3.13 (7.9)	.20 x .40 (0.5 x 1.0)	4.3 (1.9)
150	CE06-0150	3.88 (9.8)	4.50 (11.4)	3.47 (8.8)	2.53 (6.4)	3.75 (9.5)	.20 x .40 (0.5 x 1.0)	6.7 (3.0)
250	CE06-0250	4.13 (10.4)	4.50 (11.4)	4.03 (10.2)	3.22 (8.1)	3.75 (9.5)	.20 x .40 (0.5 x 1.0)	9.4 (4.3)
300	CE06-0300	4.53 (11.5)	4.50 (11.4)	4.03 (10.2)	3.75 (9.5)	3.75 (9.5)	.20 x .40 (0.5 x 1.0)	10.9 (4.9)
350	CE06-0350	5.00 (12.7)	5.25 (13.3)	4.03 (10.2)	3.75 (9.5)	4.38 (11.1)	.31 x .69 (0.8 X 1.7)	13.0 (5.9)
500	CE06-0500	6.00 (15.2)	5.25 (13.3)	4.66 (11.8)	4.78 (12.1)	4.38 (11.1)	.31 x .69 (0.8 X 1.7)	18.8 (8.5)
750	CE06-0750	6.81 (17.3)	5.25 (13.3)	4.66 (11.8)	5.75 (14.6)	4.38 (11.1)	.31 x .69 (0.8 X 1.7)	26.0 (11.8)

FUSE SIZING CHARTS

PRIMARY FUSE SIZING CHARTS

RECOMMENDED RATING FOR CURRENT LIMITING CLASS CC FUSES

	120 V	208 V	220 V	230 V	240 V	380 V	400 V	416 V	440 V	460 V	480 V	500 V	550 V	575 V	600 V
50 VA	1.25	0.60	0.60	0.60	0.60	0.30	0.30	0.30	0.30	0.30	0.30	0.30	0.25	0.25	0.25
75 VA	1.80	1.00	1.00	0.80	0.80	0.50	0.50	0.50	0.50	0.40	0.40	0.40	0.40	0.30	0.30
100 VA	2.50	1.40	1.25	1.25	1.25	0.75	0.75	0.60	0.60	0.60	0.60	0.60	0.50	0.50	0.50
150 VA	3.50	2.00	2.00	1.80	1.80	1.13	1.13	1.00	1.00	0.80	0.80	0.80	0.80	0.75	0.75
250 VA	3.20	3.50	3.20	3.20	3.00	1.80	1.80	1.80	1.60	1.60	1.50	1.50	1.25	1.25	1.25
300 VA	4.00	4.00	4.00	3.50	3.50	2.25	2.25	2.00	2.00	1.80	1.80	1.80	1.60	1.50	1.50
350 VA	4.50	5.00	4.50	4.50	4.00	2.50	2.50	2.50	2.25	2.25	2.00	2.00	1.80	1.80	1.60
500 VA	6.25	4.00	3.50	3.50	3.20	3.50	3.50	3.50	3.20	3.20	3.00	3.00	2.50	2.50	2.50
750 VA	10.00	6.00	5.60	5.00	5.00	5.60	5.60	5.00	5.00	4.50	4.50	4.50	4.00	3.50	3.50

NOTE: Bold lines indicate changes in the percent of rated current used to calculate fuse sizes in accordance with article 450 of the NEC.

SECONDARY FUSE SIZING CHARTS

RECOMMENDED RATING FOR CURRENT LIMITING MIDGET FUSES

	24 V	85 V	91 V	95 V	99 V	100 V	110 V	115 V	120 V	125 V	130 V
50 VA	2.00	0.50	0.50	0.50	0.50	0.50	0.50	0.50	0.50	0.50	0.25
75 VA	3.00	–	–	–	–	–	0.75	0.75	0.75	–	–
100 VA	5.00	–	–	–	–	–	1.00	1.00	1.00	–	–
150 VA	6.00	2.00	2.00	1.50	1.50	1.50	1.50	1.50	1.50	1.50	1.00
250 VA	12.00	3.00	3.00	3.00	3.00	3.00	2.00	2.00	2.00	2.00	2.00
300 VA	–	–	–	–	–	–	3.00	3.00	3.00	–	–
350 VA	15.00	5.00	4.00	4.00	4.00	4.00	3.00	3.00	3.00	3.00	3.00
500 VA	25.00	6.00	6.00	6.00	6.00	6.00	5.00	5.00	5.00	5.00	4.00
750 VA	35.00	10.00	10.00	8.00	8.00	8.00	8.00	8.00	6.00	6.00	6.00

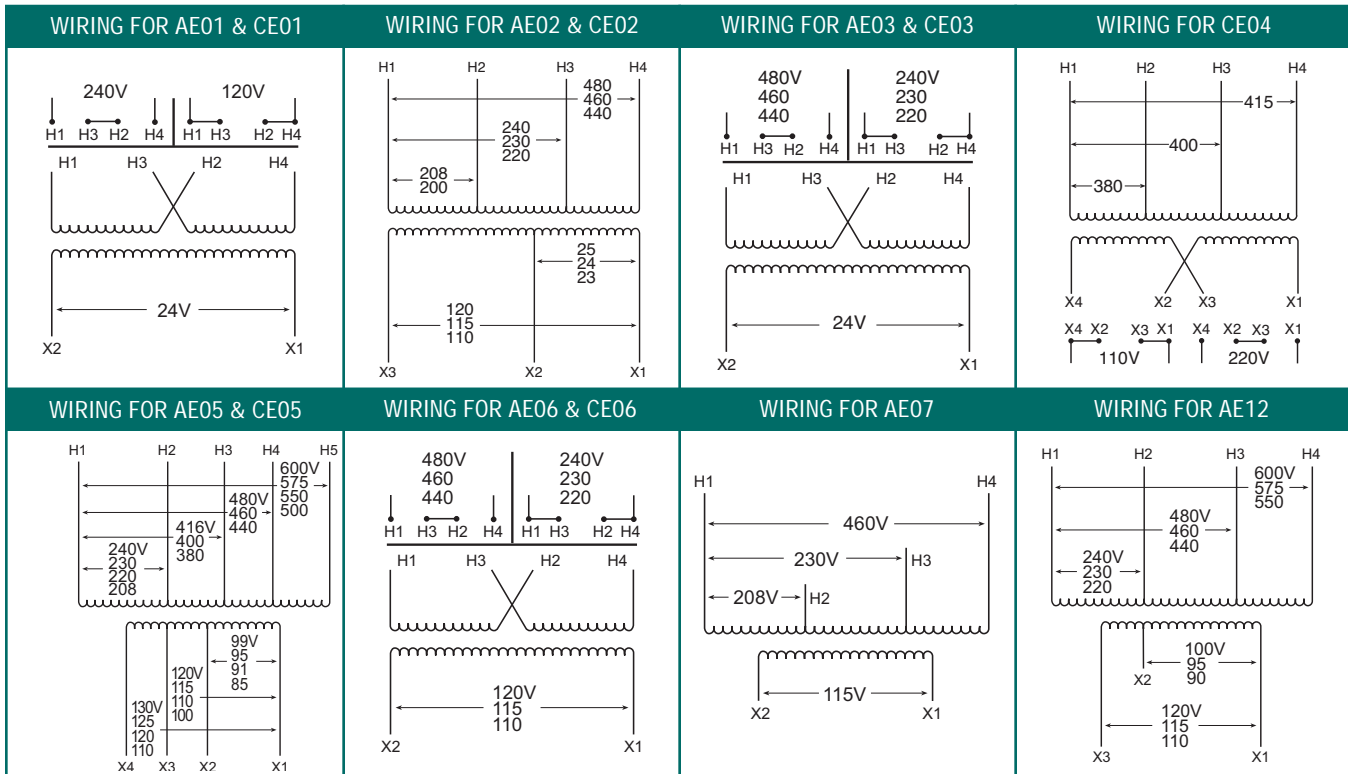
CONNECTION DETAILS FOR AE05 & CE05

H1-H2	H1-H3	H1-H4	1- 2	1- 3	1- 4
208			85	100	110
220	380	440	91	110	120
230	400	460	95	115	125
240	416	480	99	120	130

FUSE KITS & ACCESSORIES

CATALOG NUMBER	VA	DESCRIPTION	APPROX. SHIPPING T. (L./K.)
PL-79920	50-750	Fuse Kit: Primary Fuse Block EIC Series (2 Class CC Blocks)	1.0 (0.5)
PL-79921	150-750	Fuse Kit: Primary & Secondary Fuse Block EIC Series (2 Class CC and 1 Midget Blocks)	1.0 (0.5)
PL-79922	50-750	Fuse Kit: Primary Fuse Block EIC Series CE Listed w/ Covers (2 Class CC Blocks)	1.0 (0.5)
PL-79923	150-750	Fuse Kit: Primary & Secondary Fuse Block EIC Series CE Listed w/ Covers (2 Class CC and 1 Midget Blocks)	1.0 (0.5)
PL-79924		Fuse Kit: Secondary Fuse 1/4 x 1-1/4 w/ARM	1.0 (0.5)
PL-79925	50-350	Cover: Small Terminal Covers (Qty. 2)	1.0 (0.5)
PL-79926	500 & 750	Cover: Large Terminal Covers (Qty. 2)	1.0 (0.5)
PL-79927		Cover: Fuse Block Covers (Qty. 1)	1.0 (0.5)
PL-79928	50-350	Link: Small Jumper Links (Qty. 2)	1.0 (0.5)
PL-79929	500 & 750	Link: Large Jumper Links (Qty. 2)	1.0 (0.5)
PL-79930	50-350	Fuse Kit: Secondary Fuse Midget w/ARM	1.0 (0.5)
PL-79931	500 & 750	Fuse Kit: Secondary Fuse Midget w/ARM	1.0 (0.5)

AE & CE Series Wiring Diagrams



AE & CE Series Dimensional Drawings

