

Unions, Sealing Fittings, Flexible Couplings, Elbows, Drain/Breather, Close-Up Plugs: Explosionproof

UNILETS® for Use with Threaded Metal Conduit

Features: All Fittings

- Explosionproof, dust-ignitionproof.
- Smooth, rounded integral bushing in each hub protects conductor insulation.
- Accurately tapped, tapered threads for tight, rigid joints and ground continuity.

Features: Non-Expansion Unions

- ① Concentric ring interlocked design of 1/2", 3/4" and 1" sizes makes possible smaller diameter, allowing use in tighter spaces. 1-1/4" and larger UNY sizes have removable male nipple.
- Choice of malleable iron or aluminum.

Features: Expansion Unions

- ② One-piece design eliminates need for disassembly during installation.
- Telescoping cylinder within cylinder design permits expansion or contraction.
- Standard or long types available.
- Small external diameters—excellent in restricted areas in wiring of pumps, motors, and other equipment.
- Internal phosphor bronze "bonding jumper" ring assures positive ground between telescoping cylinders.

Features: Sealing Fittings

- ③ Raintight construction.
- Removable nipple in male sealing fitting may be used interchangeably in top or bottom hub.
- EYS—for sealing vertical conduit. Large opening for damming and filling.
- Expanded Fill EYSEF/EYDEF—allow up to 40% conduit fill in compliance with the National Electrical Code.
- EYSF/EYSM—for sealing vertical conduit. Large opening for damming and filling.
- ESUF/ESUM for sealing vertical or horizontal conduit. Pouring spout rotates 90° Removable cover provides full access for damming 2-1/2" thru 4" sizes have threaded cover openings for damming.
- EYF/EYM—close radius type for sealing vertical or horizontal conduit runs.
- EYDM Drain Sealing Fittings—close radius type for sealing vertical conduit runs. Access cover has drain valve for automatic draining of water accumulation above the seal.
- Kwiko® A sealing cement is a specially formulated water soluble powder. Mixed to the proper proportions, it is poured in sealing fittings and hardens to contain

and restrict the passage of gases and explosions in classified areas.

- Fiber Filler-makes dams around and between all conductors to prevent sealing compound from leaking while being poured in its liquid state.

Features: Sealing Hubs

- ④ UL Listed for use in hazardous locations when Kwiko® A Sealing Compound or Crouse-Hinds Chico® A Sealing Compound are used to make the seal.

Features: Flexible Couplings

- ⑤ Heavy duty design resists mechanical abuse. Watertight.
- Electrical conductivity equal to rigid conduit on a similar length basis—no bonding jumper required.
- Interior insulating liner protects conductors from abrasion under vibrating conditions.
- EXGJH—both end fittings are female, each furnished with a removable male nipple.
- EXLK—female end fitting with union at one end and a female end fitting with a removable male nipple at the other end.

Standard Materials

- UNY and UNF (Non-Expansion) Unions, 1/2" thru 1": steel or aluminum. 1-1/4" thru 6": malleable iron or aluminum.
 - UNY and UNF Expansion Unions: steel.
 - UNL Unions: malleable iron and steel.
 - EYSF/EYSM, EYF/EYM and EYDM Seals: malleable iron or Almag 35 aluminum.
 - EYS, EYSEF/EYDEF, and ESUF/ESUM: malleable iron.
 - EYD and EYS Seals: Grayloy®-iron.
 - EXGJH and EXLK Couplings, 1/2" thru 2": outer bronze braid, inner brass core with insulating liner; 2-1/2" thru 4": outer stainless steel braid, inner stainless steel core with insulating liner. End Fittings: 1/2" thru 2"—brass; 2-1/2" thru 4"—stainless steel.
 - PLG Close-Up Plugs: malleable iron, steel, or aluminum.
 - BR Reducers: malleable iron or aluminum.
 - EL and UNA Elbows: malleable or cast iron.
 - ECDB Combination Drain/Breather: stainless steel.
- ### Standard Finishes
- Unions—UNY, UNF and UNL (Non-Expansion) and UNY and UNF (Expansion)

of malleable iron have triplecoat—(1) zinc electroplate, (2) dichromate, and (3) epoxy powder coat, of steel have zinc electroplate, of aluminum 1/2" thru 2" have natural finish and 2-1/2" thru 4" have epoxy powder coat.

- Sealing Fittings—EYSF/EYSM, ESUF/ESUM, EYF/EYM, EYDM and EYD/EYS of malleable iron and Grayloy®-iron have triple-coat—(1) zinc electroplate, (2) dichromate, and (3) epoxy powder coat, of Almag 35 aluminum have epoxy powder coat.

- Sealing Hubs—ES of malleable iron have a triple-coat—(1) zinc electroplate, (2) dichromate, and (3) epoxy powder coat.

- Flexible Couplings—EXGJH and EXLK natural finish.

- Close-up Plugs—PLG of malleable iron have a triple-coat—(1) zinc electroplate, (2) dichromate, and (3) epoxy powder coat; steel have zinc electroplate; aluminum have natural finish.

- Bell Reducers—BR of malleable iron have a triple-coat—(1) zinc electroplate, (2) dichromate, and (3) epoxy powder coat; aluminum have natural finish.

- Elbows—EL are malleable iron and have zinc electroplate; UNA are malleable iron and have a triple-coat—(1) zinc electroplate, (2) dichromate, and (3) epoxy powder coat.

- Combination Drain/Breathers—ECDB are passivated stainless steel and have a natural finish.

Options

- For ES Sealing Hubs, add suffix BLSG for sealing gaskets and locknuts (provide a water and oil-tight connection).








Compliances

- UL Standard 886
- Appleton malleable iron products conform to ASTM A47-77, Grade 32510. which has the following properties: tensile strength, 50,000 psi; yield, 32,000 psi; and elongation, 10%.
- Appleton aluminum products are produced from a high strength copper-free (4/10 or 1% max.) alloy.
- Class I, Div. 1 & 2 and Class II, Div. 1 & 2, if installed as follows: Unions, Elbows, Plugs, Flex. Couplings—NEC 501-4 (a)(b); Seals—NEC 501-5 (a)(b)(c)(d)(e) and NEC 502-5; Drains—NEC 501-5(f).

Class I, Div. 1 and 2
Groups A,B,C,D
Class II, Div. 1 and 2
Groups E,F,G
Class III

45° and 90° Elbows: Explosionproof, Dust-Ignitionproof







UNILETS® for use with Threaded Metal Conduit.

NPT Threads	Size Inches	Dimensions (A)		Catalog Number	Aluminum
		Inches	(mm)	Malleable Iron	
45° Female Elbows					
	1/2	1.19	(30.2)	ELF45-50	ELF45-50-A
	3/4	1.31	(33.3)	ELF45-75	ELF45-75-A
	1	1.56	(39.7)	ELF45-100	
	1-1/4	1.69	(42.9)	ELF45-125	
	1-1/2	2.00	(50.8)	ELF45-150	ELF45-150-A
	2	2.25	(57.2)	ELF45-200	
90° Female Elbows					
	1/2	1.50	(38.1)	ELF90-50	ELF90-50-A
	3/4	1.69	(42.9)	ELF90-75	ELF90-75-A
	1	1.81	(46.0)	ELF90-100	ELF90-100-A
	1-1/4	2.06	(52.4)	ELF90-125	ELF90-125-A
90° Male and Female Elbows					
	1/2	1.50	(38.1)	ELMF90-50	ELMF90-50-A
	3/4	1.69	(42.9)	ELMF90-75	ELMF90-75-A
	1	1.81	(46.0)	ELMF90-100	ELMF90-100-A
	1-1/4	2.06	(52.4)	ELMF90-125	
90° Male Elbows					
	1/2	1.50	(38.1)	ELM90-50	ELM90-50-A
	3/4	1.69	(42.9)	ELM90-75	ELM90-75-A
	1	1.88	(47.6)	ELM90-100	
	1/2	1.75	(44.5)	ELMFL90-50	ELMFL90-50-A
	3/4	2.25	(57.2)	ELMFL90-75	ELMFL90-75-A
	1	2.63	(66.7)	ELMFL90-100	ELMFL90-100-A
	1-1/4	3.31	(84.1)	ELMFL90-125	
	1-1/2	3.50	(88.9)	ELMFL90-150	
	2	4.00	(101.6)	ELMFL90-200	
Flexible/Swivel Elbows (Full 360°)					
	Class I, Group D; Class II, Groups E,F,G; and Class III.				
	1/2	3.75	(95.3)	UNAF50	
	3/4	4.38	(111.1)	UNAF75	
	1	5.00	(127.0)	UNAF100	

Shaded area indicates items suitable for Class I, Groups A and B in addition to Class I, Groups C,D; Class II, Groups E,F,G; and Class III.

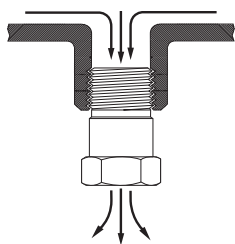
Class I, Div. 1 and 2
Groups B,C,D
Class II, Div. 1 and 2
Groups E,F,G
Class III

Drain, Breather, Universal Drain and Breather: Explosionproof, Dust-Ignitionproof, Thread/Joint Lubricants

		Type	Size	Catalog Number
		NEMA 3R Universal Drain and Breather For high performance water drainage and continuous ventilation. Stainless Steel.	1/2"	ECDB50HP
ECDB50HP	DRNB4X	NEMA 4X Drain For automatic water drainage. Stainless Steel.	1/2"	DRNB4X
		NEMA 4X Breather For continuous ventilation. Stainless Steel.	1/2"	BRTB4X
BRTB4X	ECDB50B	Group B Universal Drain and Breather Raintight. For automatic water drainage and continuous ventilation. Stainless Steel.	3/8" 1/2"	ECDB38B ECDB50B
		Groups C & D Universal Drain and Breather For automatic water drainage and continuous ventilation. Stainless Steel.	3/8"	ECDB38
ECDB38	CRN50	Non-Hazardous Location Drain* Aluminum. For steel add suffix - S.	3/8" 1/2" 3/4"	CRN38 CRN50 CRN75

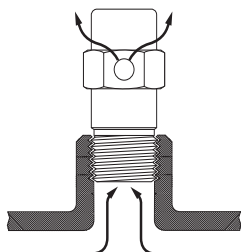
DRAIN FITTINGS:

Generally installed at bottom of enclosure housing to drain moisture caused by condensation.




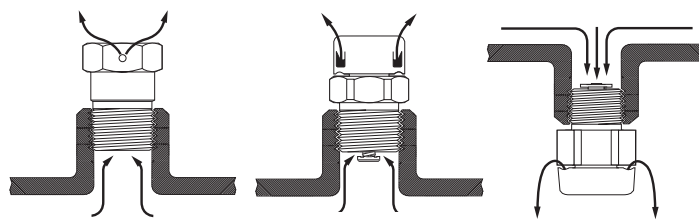
BREATHER FITTINGS:

Generally installed at top of enclosure housing to minimize condensation.



UNIVERSAL DRAIN-BREATHER FITTINGS:

Generally installed at top and/or bottom of enclosure housing. The features of a drain fitting and a breather fitting are combined into one fitting.



Type - Thread/Joint Lubricants	Size [†]	Catalog Number
TLNC—Non Conductive Effective and stable at temperatures from 0°F to 250°F (18°C to 121°C). Petroleum based lubricant.	4 oz.	TLNC-4
TLC—Conductive, High-Temperature Effective and stable at temperatures from -100°F to 750°F (-38°C to +399°C). Homogeneous metallic powder in a hydrocarbon agent. Supports ground continuity.	3 oz.	TLC-3

Thread/joint lubricants prevent seizing and galling and reduce wear and breakage of mating parts. These lubricants have excellent qualities that inhibit corrosion and retard galvanic action on dissimilar metals.

Shaded area indicates items suitable for Class I, Group B, Groups C and D; Class II, Groups E, F and G; and Class III.

*Also suitable for Class I, Div. 2 per NEC 501.4(B).