

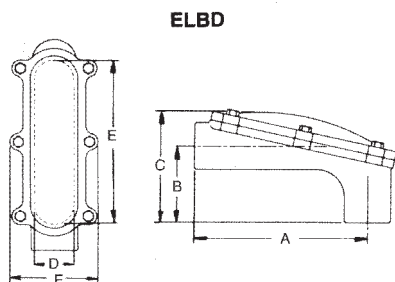
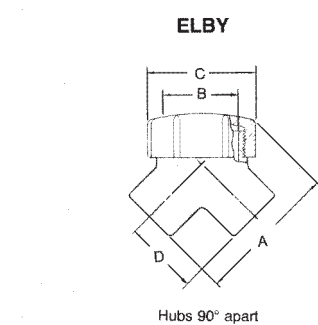


ELBY Series:
 Class I, Div. 1 and 2
 Groups B, C, D
 Class II, Div. 1 and 2
 Groups E, F, G
 Class III
ELBD Series:
 Class I, Div. 1 and 2
 Group D
 Class II, Div. 1 and 2
 Groups E, F, G
 Class III

ELBY and ELBD 90° Pulling Elbows: Explosionproof, Dust-Ignitionproof

UNILETS® for use with Threaded Metal Conduit.

| | Type and Size (Inches) | Catalog Number | | |
|---|---------------------------|--|-------------------|-------------------|
| | | Malleable Iron | Aluminum | |
|  | ELBY Capped Elbow | | | |
| | 1/2 | ELBY-50 ELBY-75 ELBY-100 ELBY-125 | ELBY-50-A | |
| | 3/4 | | ELBY-75-A | |
| | 1 | | ELBY-100-A | |
| | 1-1/4 | | ELBY-125-A | |
| 1-1/2 | ELBY-125-A | | | |
|  | ELBD Pulling Elbow | | | |
| | 1/2 | ELBD-50 | ELBD-50-A | |
| | 3/4 | ELBD-75 | ELBD-75-A | |
| | 1 | ELBD-100 | ELBD-100-A | |
| | 1-1/4 | ELBD-125 | ELBD-125-A | |
| | 1-1/2 | ELBD-150 | ELBD-150-A | |
| | 2 | ELBD-200 | ELBD-200-A | |
| | 2-1/2 | Patented Roller Feature— Listings in Bold Type | ELBD-250 | ELBD-250-A |
| | 3 | | ELBD-300 | ELBD-300-A |
| | 3-1/2 | | ELBD-350 | ELBD-350-A |
| 4 | | ELBD-400 | ELBD-400-A | |



| ELBY Series Dimensions in Inches | | | | | ELBD Series Dimensions in Inches | | | | | |
|-------------------------------------|------|------|------|------|-------------------------------------|------|-------|------|-------|------|
| Hub Size (Inches) | A | B | C | D | A | B | C | D | E | F |
| 1/2 | 2.75 | 1.44 | 2.06 | 1.44 | 5.06 | 2.63 | 4.50 | 1.06 | 4.69 | 2.69 |
| 3/4 | 2.88 | 1.44 | 2.06 | 1.44 | 5.06 | 2.63 | 4.50 | 1.06 | 4.69 | 2.69 |
| 1 | 3.19 | 1.88 | 2.56 | 1.75 | 7.88 | 3.44 | 5.00 | 1.75 | 7.50 | 3.94 |
| 1-1/4 | 4.00 | 2.31 | 3.13 | 2.13 | 7.88 | 3.44 | 5.00 | 1.75 | 7.50 | 3.94 |
| 1-1/2 | | | | | 10.63 | 4.81 | 6.75 | 2.56 | 10.69 | 4.94 |
| 2 | | | | | 10.63 | 4.81 | 6.75 | 2.56 | 10.69 | 4.94 |
| 2-1/2 | | | | | 14.69 | 6.63 | 9.25 | 3.75 | 13.81 | 6.69 |
| 3 | | | | | 14.69 | 6.63 | 9.25 | 3.75 | 13.81 | 6.69 |
| 3-1/2 | | | | | 28.25 | 7.50 | 12.75 | 4.63 | 27.56 | 7.38 |
| 4 | | | | | 28.25 | 7.50 | 12.75 | 4.63 | 27.56 | 7.38 |

| Dimensions in Centimeters | | | | | Dimensions in Centimeters | | | | | |
|---------------------------|------|-----|-----|-----|---------------------------|------|------|------|------|------|
| 1/2 | 7.0 | 3.7 | 5.2 | 3.7 | 12.9 | 6.7 | 11.4 | 2.7 | 11.9 | 6.8 |
| 3/4 | 7.3 | 3.7 | 5.2 | 3.7 | 12.9 | 6.7 | 11.4 | 2.7 | 11.9 | 6.8 |
| 1 | 8.1 | 4.8 | 6.5 | 4.5 | 20.0 | 8.7 | 12.7 | 4.5 | 19.1 | 10.0 |
| 1-1/4 | 10.2 | 5.9 | 7.9 | 5.4 | 20.0 | 8.7 | 12.7 | 4.5 | 19.1 | 10.0 |
| 1-1/2 | | | | | 27.0 | 12.2 | 17.2 | 6.5 | 27.2 | 12.5 |
| 2 | | | | | 27.0 | 12.2 | 17.2 | 6.5 | 27.2 | 12.5 |
| 2-1/2 | | | | | 37.3 | 16.8 | 23.5 | 9.5 | 35.1 | 17.0 |
| 3 | | | | | 37.3 | 16.8 | 23.5 | 9.5 | 35.1 | 17.0 |
| 3-1/2 | | | | | 71.4 | 19.1 | 32.4 | 11.8 | 70.0 | 18.7 |
| 4 | | | | | 71.4 | 19.1 | 32.4 | 11.8 | 70.0 | 18.7 |

For cubic inches information, see page J-19

◆ Shaded area indicates items suitable for Class I, Group B, in addition to Class I, Groups C, D; Class II, Groups E, F, G; and Class III.

Effective September, 2005
 Copyright 2005



800-621-1506
 www.appletonelec.com