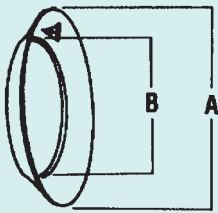


CF- 2

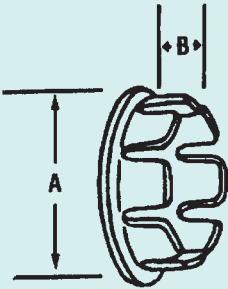
Reducing Washers, Knockout Blanks, Bushing Pennies, Fixture Stems

Catalog No.	Size (In.)	Dimensions in Inches			Wt. Lbs. Per 100	Ctn. Qty.	Std. Pkg.
		A	B	C			
Cupped Reducing Washers- Steel							
RW75-50	3/4 to 1/2	1-11/32	7/8	—	1.2	250	1000
RW100-50	1 to 1/2	1-11/16	7/8	—	2.4	125	1000
RW100-75	1 to 3/4	1-11/16	1-3/32	—	2.0	125	1000
RW125-50	1-1/4 to 1/2	2-1/32	7/8	—	5.0	125	500
RW125-75	1-1/4 to 3/4	2-1/32	1-3/32	—	4.4	125	500
RW125-100	1-1/4 to 1	2-1/32	1-3/8	—	3.0	125	1000
RW150-50	1-1/2 to 1/2	2-9/32	7/8	—	6.6	50	500
RW150-75	1-1/2 to 3/4	2-9/32	1-3/32	—	6.0	50	500
RW150-100	1-1/2 to 1	2-9/32	1-3/8	—	5.0	50	500
RW150-125	1-1/2 to 1-1/4	2-9/32	1-23/32	—	4.0	50	500
RW200-50	2 to 1/2	2-3/4	7/8	—	10.0	50	500
RW200-75	2 to 3/4	2-3/4	1-3/32	—	8.0	50	500
RW200-100	2 to 1	2-3/4	1-3/8	—	8.0	50	500
RW200-125	2 to 1-1/4	2-3/4	1-23/32	—	7.0	50	500
RW200-150	2 to 1-1/2	2-3/4	1-31/32	—	5.0	50	500



Snap-in Knockout Blanks- Steel**

S50	1/2	1-1/16	5/16	—	1.0	100	1000
S75	3/4	1-1/4	5/16	—	2.0	50	1000
S100	1	1-1/2	11/32	—	3.0	50	1000
S125	1-1/4	1-13/16	5/16	—	3.2	25	500
S150	1-1/2	2-7/32	3/8	—	4.8	25	500
S200	2	2-11/16	3/8	—	6.0	20	500



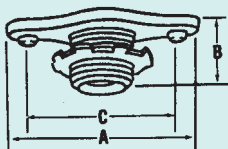
Bushing Pennies- Steel**

P50	1/2	23/32	—	—	0.7	500	1000
P75	3/4	7/8	—	—	1.1	250	500
P100	1	1-3/32	—	—	1.8	125	250
P125	1-1/4	1-17/32	—	—	3.4	125	250
P150	1-1/2	1-23/32	—	—	4.0	50	100



Open Type No Bolt Fixture Stems- Malleable Iron

NBFS-38	3/8 Male	1-15/16	11/16	1-1/2	8.0	100	500
NBFS-38M	3/8 Male	1-15/16	11/16	1-1/2	8.0	100	500
	1/8 Female						



** UL Listing Not Applicable.