






OB/SB-1


4" Square Boxes - 1-1/2" Deep With Conduit Knockouts



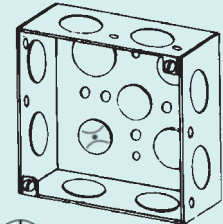
4SL-1/2
1-1/4" Deep, Drawn




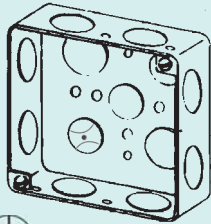
 4S-1/2
1-1/2" Deep, Welded




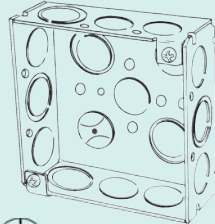
4S-1/2-DR
1-1/2" Deep, Drawn




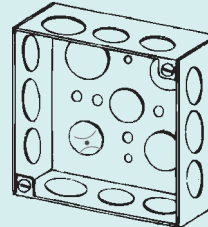
 4S-3/4
1-1/2" Deep, Welded




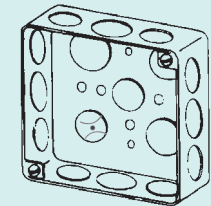
 4S-3/4-DR
1-1/2" Deep, Drawn




 4SEK
1-1/2" Deep, Welded




 4S-SPL
1-1/2" Deep, Welded



 4S-SPL-DR
1-1/2" Deep, Drawn

Catalog Number (Universal No.)	Depth (inches)	Wiring Cubic Inch Capacity	Knockout Description			Wt. Lbs. Per 100	Std. Pkg.
			Sides	Ends	Bottom		
4SL-1/2 (52141-1/2)	1-1/4	18.0	(10)1/2"	--	(5)1/2"	61.0	50
4S-1/2 (52151-1/2)	1-1/2	21.0	(12)1/2"	--	(4)1/2"	73.0	50
4S-1/2-DR (52151-1/2)	1-1/2	21.0	(12)1/2"	--	(5)1/2"	73.0	50
4S-3/4 (52151-3/4)	1-1/2	21.0	(8)3/4"	--	(2)1/2" (2)3/4"	67.0	50
4S-3/4-DR (52151-3/4)	1-1/2	21.0	(8)3/4"	--	(2)1/2" (2)3/4"	67.0	50
4SEK	1-1/2	21.0	(8)1/2" 4 Eccentric KO	--	(2)1/2" 2 Eccentric KO	72.0	50
4S-SPL (52151-SPL)	1-1/2	21.0	(8)1/2" (4)3/4"	--	(2)1/2" (2)3/4"	73.0	50
4S-SPL-DR (52151-SPL)	1-1/2	21.0	(8)1/2" (4)3/4"	--	(2)1/2" (2)3/4"	73.0	50
4SP	1-1/2	21.0	(8)1/2" (4)3/4"	--	(3)1/2" (2)3/4"	70.0	50



4SP
Plenum Box 1-1/2" Deep,
Drawn
Without any holes
and with reset knockouts
(Screws supplied with cover,
Catalog number 8465P)



Groundskeeper
Raised ground feature
on boss inside box provides one #10-
32 tapped hole, allowing a 3/8" long
green ground screw to be threaded
into box without contacting mount-
ing surface. Other boxes provided
with flat ground tapped hole, except
Plenum Boxes. See OB/SB-1 page 49
for ground screws, pigtailed and acces-
sories.

OB/SB-1