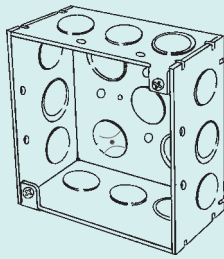




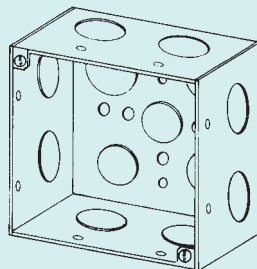
OB/SB-1

4" Square Boxes - 2-1/8" Deep

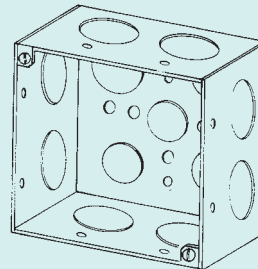
With Conduit Knockouts



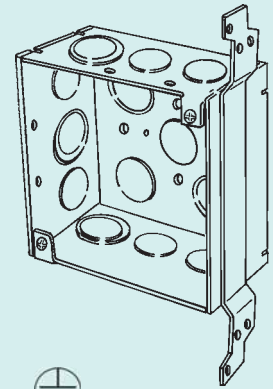
4SD-EK
2-1/8" Deep, Welded



4SD-3/4
2-1/8" Deep, Welded



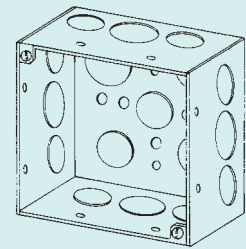
4SD-1
2-1/8" Deep, Welded



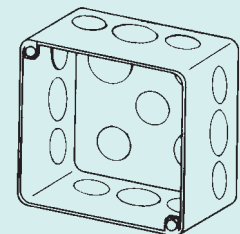
4SDVB-EK-PL
2-1/8" Deep, Welded
Plain vertical bracket
set flush with front of box

OB/SB-1

Catalog Number (Universal No.)	Depth (inches)	Wiring Cubic Inch Capacity	Sides	Knockout Ends	Description Bottom	Wt. Lbs. Per 100	Std. Pkg.
4SD-EK	2-1/8	30.3	(8)1/2" (4)Eccentric KO	--	(2)1/2" (2)Eccentric KO	82.0	25
4SD-3/4 (52171-3/4)	2-1/8	30.3	(8)3/4"	--	(3)1/2" (2)3/4"	84.0	25
4SD-1 (52171-1)	2-1/8	30.3	(8)1"	--	(3)1/2" (2)3/4"	84.0	25
4SDVB-EK-PL	2-1/8	30.3	(6)1/2" (3)Eccentric KO	--	(2)1/2" (2)Eccentric KO	104.0	25
4SD-SPL (52171-SPL)	2-1/8	30.3	(8)1/2" (4)3/4"	--	(3)1/2" (2)3/4"	85.0	25
4SPD	2-1/8	30.3	(8)1/2" (4) 3/4" (4)3/4"	--	(3)1/2" (2)3/4" (2)3/4"	84.0	25



4SD-SPL
2-1/8" Deep, Welded



4SPD
Plenum Box
2-1/8" Deep, Drawn
Without any holes
and with reset knockouts
(Screws supplied with cover,
catalog number 8465P)



Groundskeeper
Raised ground feature

on boss inside box provides one #10-32 tapped hole, allowing a 3/8" long green ground screw to be threaded into box without contacting mounting surface. Other boxes provided with flat ground tapped hole, except Plenum Boxes. See OB/SB-1 page 49 for ground screws, pigtailed and accessories.