

Condulet® Seals, Breathers and Drains

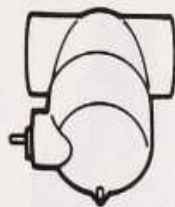
8F

Shape Selector Chart Quick Selector Chart


SERIES	PAGE	SERIES	PAGE	SERIES	PAGE	SERIES	PAGE	SERIES	PAGE
EYS	184	EZD	187	ECD Standard	195	ECD Universal	195	EYSX	188



EYS
Elbow Seal 185



ES 191



EYDX 189



EZS 185



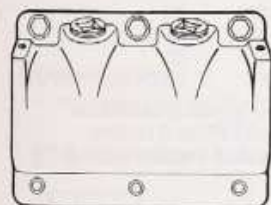
Quick Selector Chart

Series	Description	NEC Hazardous Group	For Conduit Angle
EYS	Seal	Class I, Groups A,B,C,D Class II, Groups E,F,G	Vertical and Horizontal
EYS 29	Elbow Seal	Class I, Groups C,D Class II, Groups E,F,G	90° turn
EYSR	Retrofit Seal/Drain Seal*	Class I, Div. 2, Groups C,D Class II, Div. 2, Groups E,F,G Class III	Vertical and Horizontal
EYSX	Expanded Fill Sealing Fittings	Class I, Groups B,C,D Class II, Groups E,F,G	Vertical and Horizontal
EZS	Seal	Class I, Groups C,D Class II, Groups E,F,G	All
ES	Sealing Hub	Class I, Groups C,D	Vertical
EYD	Seal and Drain	Class I, Groups B,C,D Class II, Groups F,G	Vertical
EYDX	Expanded Fill Sealing Fittings and Drain	Class I, Groups B,C,D Class II, Groups F,G	Vertical
EZD	Inspection Seal and Drain - Inspection Seal only	Class I, Groups C,D Class II, Groups E,F,G	Vertical
ECD	Standard Breather only Drain only	Class I, Groups B,C,D Class II, Groups E,F,G Class III	
ECD	Universal Drain - Breather	Class I, Groups C,D Class II, Groups F,G	
CD	Non - Hazardous Drain	-	-

* Drain purchased separately.



EYSR 190



EYD 186



Condulet® Sealing Fittings

Chico Sealing Compound and
Fiber Page 193

Cl. I, Div. 1 & 2, Groups C,D
Cl. II, Div. 1, Groups E,F,G
Cl. II, Div. 2, Groups F,G
Cl. III

Explosionproof
Dust-Ignitionproof

8F

Vertical or
horizontal
male & female

**EYS**

For Sealing in Vertical or
Horizontal Positions

Hub Size	Female Hub Cat. #	Male & Female Hub Cat. #	Approximate Internal Volume in Cubic Inches*	
			Verti- cal	Horiz- ontal
1¼	EYS4*	EYS46*	6	8
1½	EYS5*	EYS56*	10¾	12¼
2	EYS6*	EYS66*	19	22¾
2½	EYS7*	EYS76*	25½	30
3	EYS8*	EYS86*	56	64½
3½	EYS9*	EYS96*	72	82
4	EYS10*	EYS106*	95	110
5	EYS012	EYS0126	200	222
6	EYS014	EYS0146	290	315

Elbow seal

**EYS**

Elbow Seal - For Sealing
in Vertical Positions

Hub Size	Cat. #	Approximate Internal Volume in Cubic Inches
¾	EYS29	1¾

Male & Female hub

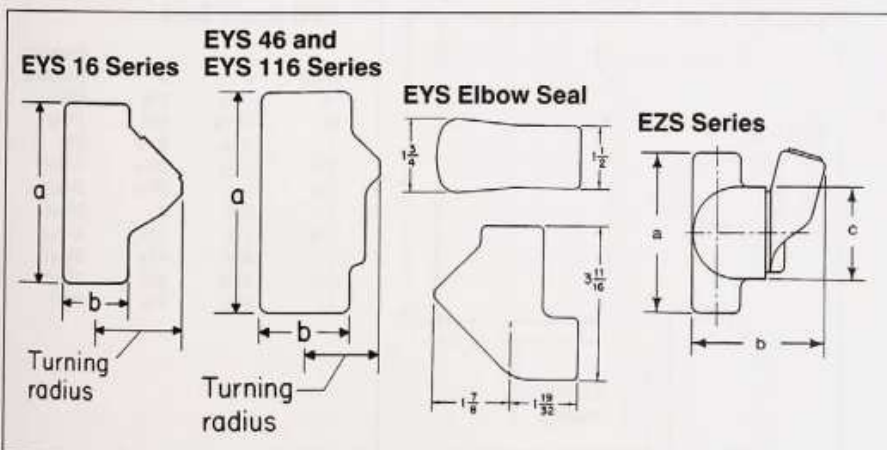
**EZS**

For Sealing
at Any Angle

Hub Size	Female Hub Cat. #	Male & Female Hub Cat. #	Approximate Internal Volume in Cubic Inches	
			Verti- cal	Horiz- ontal
½	EZS1	EZS16	6¼	6¼
¾	EZS2	EZS26	6½	6½
1	EZS3	EZS36	10¼	10¼
1¼	EZS4	EZS46	12½	12½
1½	EZS5	EZS56	14½	14½
2	EZS6	EZS66	46	46
2½	EZS7	EZS76	55	55
3	EZS8	EZS86	90	90

8F
Seals, Breathers
& Drains

* Available in copper-free aluminum - to order, add suffix SA to Cat. No.

Dimensions**EYS Elbow Seal**

Size	a	b	Turning Radius (Vertical)
¾	3 1/16	1 3/4	1 7/8

EZS Series

Size	a	b	c	Turning Radius†
½	4 3/16	3 5/8	2 1/2	1 7/8
¾	4 9/16	3 3/8	2 1/2	1 7/8
1	4 15/16	3 1/2	3	2 1/8
1 ¼	5 1/16	4 13/32	3	2 5/16
1 ½	5 3/16	4 9/16	3 1/4	2 11/32
2	7 1/16	5 13/32	5 3/16	3 9/32
2 ½	7 5/16	5 27/32	5 3/16	3 3/8
3	8 5/8	6 1/2	5 7/8	3 7/8

† With cover removed.