


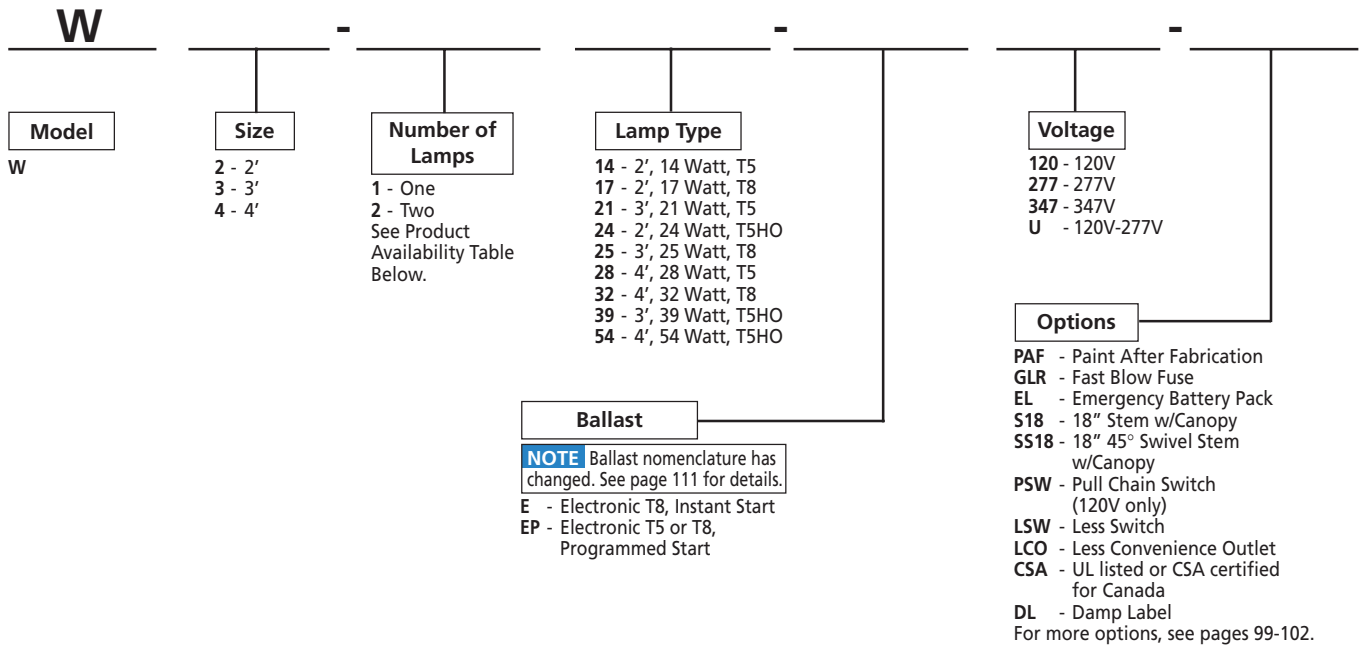
## Slim Wall Mount Light

### Features



- Slim design, meets ADA requirements
- White acrylic diffuser, easily removable for lamp access
- Injection molded plastic ends hold diffuser in place
- Grounded convenience outlet and on/off push switch standard on 120V models
- Heavy gauge die formed steel housing for maximum rigidity
- Heat sink embossments allow ballast to run cooler and last longer
- All metal parts are treated with a five stage phosphate bonding process and finished with a baked white enamel
- UL listed 1598
- Damp label available on most models
- NEC/CEC-compliant ballast disconnect standard for appropriate models – see page 111

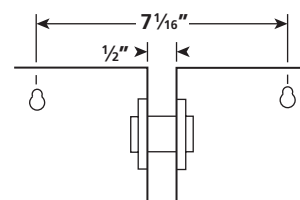
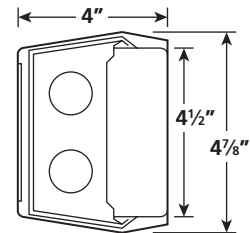
### Ordering Information Example: W4-232-EU



### Product Availability

Series	Lamp Type	Lamps in Cross Section	Lamps in Fixture	Lamp Length	Width	Length	Height
W2	14, 17, 24	1	1	2'	4"	24½"	4⅞"
	14, 17, 24	2	2	2'	4"	24½"	4⅞"
W3	21, 25, 39	1	1	3'	4"	36½"	4⅞"
	21, 25, 39	2	2	3'	4"	36½"	4⅞"
W4	28, 32, 54	1	1	4'	4"	48½"	4⅞"
	28, 32, 54	2	2	4'	4"	48½"	4⅞"

### Cross Sections



Row Mounting Detail