

# Weatherproof receptacle covers

## Weatherproof covers for locking and straight blade receptacles

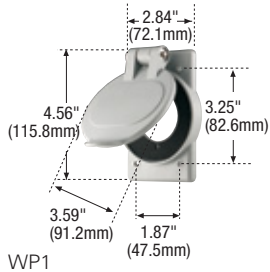
### Product description

Nylon covers for FS/FD boxes

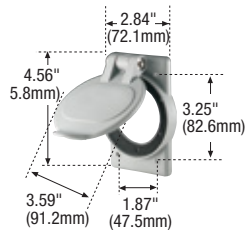
### Weatherproof nylon covers for 15A, 20A & 30A devices

#### Features

- UL Listed for wet locations (cover closed) and damp locations (cover open or closed)
- Meets 2014 NEC® 406.9 (A) and 406.9 (B)(2)
- Rugged, glass-filled nylon provides high strength and wide temperature range for long life in abusive environments
- Easy mounting on FS/FD boxes or equipment panels
- Self-closing lift lid cover with neoprene gasket and stainless steel spring provides weather-proof protection
- Universal mounting holes to accept all Eaton's 15 & 20A and 30A locking flanged inlets and outlets, receptacles as well as devices with similar dimensions from other manufacturers





WP1



WP2

### Glass-filled nylon covers

| Description  | Mtg. hole pattern  | Color | Opening diameter | Catalog no. |  |  |
|--|--|-------|------------------|-------------|---|---|
| For 15 & 20A straight blade receptacles and 15A flanged inlets & outlets           | 2 holes 180°, 2.09" (53.1mm) bolt dia. circle  | GY    | 1.75" (44.45mm)  | □ WP1*      | •   | •   |
| For 20 & 30A flanged inlets & outlets and 30 & 50A, 3-W straight blade receptacles | Two sets of 3 equally spaced holes: 3 holes on 2.5" (63.5mm) bolt dia. circle and 3 holes on 2.69" (68.3mm) bolt dia. circle | GY    | 2.25" (57.15mm)  | □ WP2       | •   | •   |

\* Not CSA certified

## Metal weatherbox while-in-use weather protective covers

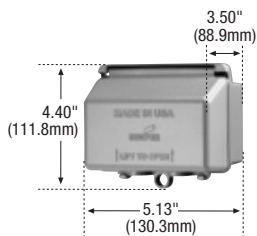
### Product description

Metal 1-Gang lockable cover boxes

### Metal while-in-use cover boxes

#### Features

- Meets 2014 NEC® 406.9 (B)(1) for receptacles in damp or wet locations for one or two family dwellings
- Diecast powder coated aluminum
- NEMA Type 3R rating
- Comes with gasket, mounting hardware, duplex receptacle insert and GFCI receptacle insert
- Lockable to prevent accidental disconnects





WIUMH-1




WIUM inserts

### Metal protective covers

| Description      | # of available config. using inserts | Color | Depth               | Catalog no. |  |  |
|------------------|--------------------------------------|-------|---------------------|-------------|---|---|
| Vertical mount   | 2                                    | GY    | 3.25" deep (82.6mm) | □ WIUMV-1   | •   | •   |
| Horizontal mount | 2                                    | GY    | 3.25" deep (82.6mm) | □ WIUMH-1   | •   | •   |

### Extra duty metal while-in-use protective covers

| Description      | # of available config. using inserts | Color | Depth               | Catalog no. |  |
|------------------|--------------------------------------|-------|---------------------|-------------|---|
| Vertical mount   | 2                                    | GY    | 3.25" deep (82.6mm) | □ WIUMV-1X  | •   |
| Horizontal mount | 2                                    | GY    | 3.25" deep (82.6mm) | □ WIUMH-1X  | •   |

### Color information:

GY (Gray)



(Gray)

Compliances, specifications and availability are subject to change without notice.

 Indicates NAFTA compliant - Page Q-32

 RoHS compliant - Page Q-32