


# LC Duplex Adapter Blockout Devices

# PANDUIT®

SPECIFICATION SHEET

## specifications

The LC duplex adapter blockout device shall work with LC duplex adapters that are TIA/EIA-604 FOCIS-10 compatible. Each device shall block two LC connector spaces keeping them secure and reducing the risk of damage to the LC adapter. They shall be utilized in any application, especially with patch panels, switches, and wall jacks that use LC adapters.



## technical information

<b>Material:</b>	Polycarbonate
<b>Temperature range:</b>	-30°F (-35°C) to 200°F (93°C)
<b>RoHS compliant:</b>	Yes
<b>Halogen free:</b>	Yes

## key features and benefits

<b>Tamper-resistant</b>	Blockout devices block unauthorized access to LC duplex switch and HBA/NIC ports, switch outlets and user outlets, saving time and money associated with security breaches, network downtime, repairs and hardware replacement
<b>TIA/EIA-604 FOCIS-10 compliant (or compatible)</b>	Device fits all LC duplex adapters/receptacles to accommodate all retrofit applications and new installations
<b>Dust plug functionality</b>	Mechanically protects the LC adapter/receptacle optics and renders it "eye-safe" to prevent exposure to laser radiation and contamination on dust sensitive transceivers
<b>Compact design</b>	Can be installed without interfering with adjacent jacks, plugs or connectors, even in high density applications
<b>Installation/removal tool</b>	Assists installation in high-density patch fields and allows access to the network infrastructure only to authorized personnel
<b>Color assortment</b>	Improves aesthetics or enables color-coding for visual identification

## applications

Panduit LC duplex adapter blockout device provides a quick, easy, and economical way to block unauthorized access to LC duplex switch and HBA/NIC ports, switch uplinks and user outlets to reduce the risk of unintentional or intentional damage.

This TIA/EIA-604FOCIS-10 compliant tamper-resistant device fits all LC adapters and receptacles to save time and money associated with data security breaches, network downtime, infrastructure repair and hardware replacement.

### LC Duplex Adapter Blockout Devices

<b>Red:</b>	PSL-LCAB
<b>Black:</b>	PSL-LCAB-BL
<b>Blue:</b>	PSL-LCAB-BU
<b>Electric Ivory:</b>	PSL-LCAB-EI
<b>Aqua:</b>	PSL-LCAB-AQ

### Related Products

#### LC Duplex Lock-In Clip

<b>Off White:</b>	FLCCLIW-X
-------------------	-----------

#### SC Adapter Blockout Devices

<b>Red:</b>	PSL-SCBD
<b>Black:</b>	PSL-SCBD-BL
<b>Blue:</b>	PSL-SCBD-BU
<b>Electric Ivory:</b>	PSL-SCBD-EI
<b>Green:</b>	PSL-SCBD-AG

#### RJ45 Jack Blockout Device

<b>Red:</b>	PSL-DCJB
<b>Black:</b>	PSL-DCJB-BL
<b>Blue:</b>	PSL-DCJB-BU
<b>Green:</b>	PSL-DCJB-GR
<b>Yellow:</b>	PSL-DCJB-YL
<b>Orange:</b>	PSL-DCJB-OR
<b>International White:</b>	PSL-DCJB-IW
<b>International Gray:</b>	PSL-DCJB-IG

#### RJ45 Plug Lock-In Device\*

<b>Red:</b>	PSL-DCPLX
<b>Black:</b>	PSL-DCPLX-BL
<b>Blue:</b>	PSL-DCPLX-BU
<b>Green:</b>	PSL-DCPLX-GR
<b>Yellow:</b>	PSL-DCPLX-YL
<b>Orange:</b>	PSL-DCPLX-OR
<b>International White:</b>	PSL-DCPLX-IW
<b>International Gray:</b>	PSL-DCPLX-IG

\*Add (R) after DCPL to order the recessed version. Example: PSL-DCPLRX-BL

# LC Duplex Adapter Blockout Devices


## ordering information

Part Number‡	Part Description	Color	Std. Pkg. Qty.^	Std. Ctn. Qty.
PSL-LCAB	Package of ten LC duplex adapter blockout devices and one installation/removal tool.	Red	1	20
PSL-LCAB-BL	Package of ten LC duplex adapter blockout devices and one removal tool.	Black	1	20
PSL-LCAB-BU	Package of ten LC duplex adapter blockout devices and one removal tool.	Blue	1	20
PSL-LCAB-EI	Package of ten LC duplex adapter blockout devices and one removal tool.	Electric Ivory	1	20
PSL-LCAB-AQ	Package of ten LC duplex adapter blockout devices and one removal tool.	Aqua	1	20

‡Available in bulk packages of 100 devices and five removal tools. To order bulk package add -C to the suffix of part number.


^Order number of pieces required in multiple of Standard Package Quantity.

## installation and removal instructions




### To install:

Snap the blockout device into the LC Duplex Adapter



### To release:

Insert the removal tool, which attaches to the blockout device



### To remove:

Retract the device

## related product

### LC Duplex Lock-In Clip

The LC duplex lock-in clip secures connections to reduce network downtime, data security breaches, and hardware replacement due to theft. The LC duplex lock-in clip can only be used with Opti-Core® LC and Keyed LC Patch Cords to limit access and prevent unauthorized removal of cable, other networking equipment or critical connection. The installation/removal tool allows connectors to be locked into or released from adapters in modules, FAP's, cassettes or patch panels for enhanced physical security.

Lock-in devices help to prevent unauthorized removal of cables and patch cords to reduce network downtime, data security breaches, and hardware replacement due to theft. The same removal tool can be used with both the LC duplex lock-in clip device and the LC duplex adapter blockout device.



Part Number‡	Part Description	Color	Std. Pkg. Qty.^	Std. Ctn. Qty.
FLCCLIW-X	Package of ten LC duplex lock-in clips and one removal tool.	Off White	10	100

^Order number of pieces required, in multiple of Standard Package Quantity.

### WORLDWIDE SUBSIDIARIES AND SALES OFFICES

PANDUIT CANADA  
Markham, Ontario  
cs-cdn@panduit.com  
Phone: 800.777.3300

PANDUIT EUROPE LTD.  
London, UK  
cs-emea@panduit.com  
Phone: 44.20.8601.7200

PANDUIT SINGAPORE PTE. LTD.  
Republic of Singapore  
cs-ap@panduit.com  
Phone: 65.6305.7575

PANDUIT JAPAN  
Tokyo, Japan  
cs-japan@panduit.com  
Phone: 81.3.6863.6000

PANDUIT LATIN AMERICA  
Jalisco, Mexico  
cs-la@panduit.com  
Phone: 52.33.3777.6000

PANDUIT AUSTRALIA PTY. LTD.  
Victoria, Australia  
cs-aus@panduit.com  
Phone: 61.3.9794.9020

For a copy of Panduit product warranties, log on to [www.panduit.com/warranty](http://www.panduit.com/warranty)

# PANDUIT®

For more information  
**Visit us at [www.panduit.com](http://www.panduit.com)**  
Contact Customer Service by email: [cs@panduit.com](mailto:cs@panduit.com)  
or by phone: 800.777.3300 and reference IDSP16

©2016 Panduit Corp.  
ALL RIGHTS RESERVED.  
**IDSP24--WW-ENG**  
Replaces WW-IDSP16  
4/2016