


Renoir™ II Architectural Wall Box Dimmers

Preset Slide - Standard Heat Sink



The Leviton Renoir™ II line of architectural wall box dimmers supports an unparalleled number of applications using a minimum number of SKUs. Renoir II high performance dimmers support all load types and configurations. Performance, aesthetics, multi-location dimming, and multi-gang capabilities make Renoir II a highly functional, yet elegant solution for architectural dimming control.

FEATURES

- **Universal voltage - 120-277V** (excludes non-neutral models)
- **Multi-location dimming** - up to 5-way dimming
 - Remote dimmers and switches
 - Connect up to 5 devices, max 250' on 1 traveler wire
 - Remotes control all connected master dimmers
 - Masters always operate independently
- **Locator indicator** - illuminates when dimmer is off for easy location in a dark room
- **Non-neutral models** - for retrofit applications
- **Configurable cut-off level** - allows user configuration of cut-off point and automatically recalibrates to allow maximum control from cutoff point to full output
- **Smooth-action, linear captive slide control** - easy, precise adjustment of lighting levels
 - Easy-touch preset switch turns lights ON at last selected brightness level

- **Clean and stylish appearance**
 - Fits standard commercial 2-1/2" deep wall boxes*
 - Decora® wallplates coordinate with Leviton's extensive line of Decora devices
 - Fins are easily removed for multi-gang applications
 - No visible metal heat sinks, fins, or mounting hardware
- **Solid state triac dimming** - saves energy when dimming, extends lamp life, and reduces maintenance costs
- **Flicker-free, smooth, and continuous dimming** - reduces light fluctuations from line voltage variation and maintains the power delivered to the lamp
- **Power failure memory** - light is restored to the same levels set prior to the power failure or power interruption
- **Surge protection** - tested to withstand surges of 6000V, 200A (ANSI/IEEE Std. C62.41-1980)
- **Electrostatic discharge protection** - protects dimmer against static discharge up to 16,000V
- **Advanced technology engineered heat sinks** - transfers heat away from essential electrical components for extended product life
- **Square law dimming** - slider position indicates the perceived light level
- **RFI filtering** - reduces interference with radio, audio, and video equipment
- **Accessible air gap feature** - completely disconnects power from the load when lights are off for safety when changing lamps (available on select models; consult factory for additional details)

* Field configurable multi-gang boxes not supported.

PRODUCT DATA

MODELS/SUPPORTED LOAD TYPES

Incandescent

- 120V, 60Hz non-neutral
 - 1-Wire (Dimmed Hot)
- 120-277VAC, 60Hz (with neutral)
 - 2-Wire (Dimmed Hot + Neutral)
- Forward Phase Dimmer
- Square Law Dimming
- Symmetrical AC Waveform for all load types
- Incandescent: Minimum load requirement 40W @ 120V, 100W @ 277V
- Tungsten: Minimum load requirement 40W @ 120V, 100W @ 277V
- Magnetic Low Voltage: Minimum load requirement 50W @ 120V, 100W @ 277V
- Forward Phase Control Electronic Low Voltage Transformers (with neutral): Minimum load requirement 50W @ 120V, 100W @ 277V
- Forward Phase Control LED Drivers (with neutral): Minimum load requirement 50W @ 120V, 100W @ 277V
- Forward Phase Control Neon/Cold Cathode Ballasts (with neutral): Minimum load requirement 50W @ 120V, 100W @ 277V

Electronic Low Voltage - 2-Wire (Dimmed Hot + Neutral)

- 120-277VAC, 60Hz
- Reverse Phase Dimmer
- Square Law Dimming
- Forward or Reverse Phase Control Electronic Low Voltage Transformers
- Forward or Reverse Phase Control LED Drivers
- Forward or Reverse Phase Control Neon/Cold Cathode Ballasts
- Incandescent/Tungsten
- No minimum load

Ballast - 0-10V

- 120-277VAC, 60Hz
- Linear Dimming
- Any ballast (or LED driver) requiring 0-10V "sinking" control

- ex: Leviton Sector™, Advance Mark 7®, Universal SuperDim®, Lutron TVE™*, Sylvania Quicktronic® Powersense™
- No minimum load

Ballast - 2-Wire Control (Dimmed Hot + Neutral)

- 120-277VAC, 60Hz
- Linear Dimming
- Forward Phase Control
- ex: Advance Mark 10®, Sylvania Quicktronic® Powersense™, Lutron Tu-Wire®
- Minimum load requirement 64W @ 120V, 128W @ 277V

Ballast - 3-Wire Control (Switched Hot + Dimmed Hot + Neutral)

- 120-277VAC, 60Hz
- Linear Dimming
- ex: Lutron Hi-lume®, Lutron Eco-10®
- No minimum load

Switch

- 120-277VAC, 60Hz
- Tungsten Loads
- Resistive Loads
- Inductive Loads
- Motor Loads
- Transformer Loads
- No minimum load

Fan Speed

- 120-277VAC, 60Hz
- Any quantity of ceiling paddle fans up to maximum current rating
- Any fan up to 5A, paddle fan up to 8.3A

SPECIFICATIONS

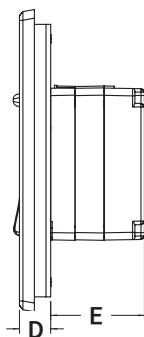
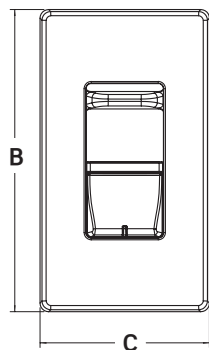
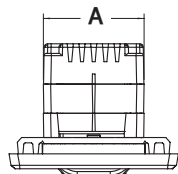
Environmental

- Operating 0° C to 40° C
- Non-operating -10° C to 85° C
- Relative humidity, non-condensing 0% to 90%

Listings

- UL/cUL or ETL/cETL listed to UL/CSA Standards (File # E31373 for Dimmers, File # E123566 for Fans)
- NOM
- ANSI/IEEE C62.41.2 - voltage surges to 6000V & surges to 200A
- ESD Protection to IEC61000 4-2 Level 4 protects against damage due to static discharge of 16KV or higher
- FCC Part 15, Class B for radiated and conducted emissions

DIMENSIONS



	A	B	C	D	E
Narrow Dimmer	1.720" (43.68mm)	5.157" (130.99mm)	2.891" (73.4314mm)	0.533" (13.5382mm)	1.600" (40.64mm)
Wide Dimmer	1.720" (43.68mm)	5.157" (130.99mm)	4.701" (119.4054mm)	0.533" (13.5382mm)	1.600" (40.64mm)
Switch	1.720" (43.68mm)	5.157" (130.99mm)	2.891" (73.4314mm)	0.533" (13.5382mm)	1.600" (40.64mm)
Switch Remote	1.720" (43.68mm)	5.157" (130.99mm)	2.891" (73.4314mm)	0.533" (13.5382mm)	1.103" (28.1062mm)
Dimmer Remote	1.720" (43.68mm)	5.157" (130.99mm)	2.891" (73.4314mm)	0.533" (13.5382mm)	1.103" (28.1062mm)

ORDERING INFORMATION (continues on next page...)

Load Type	Wattage	Voltage	Control	Heat Sink	No Neutral	Heat Sink Width	Cat. No.
Incandescent	600	120	Preset Slide	Thin	No Neutral	Narrow	AWSMT-IAW
	1000	120	Preset Slide	Thin	No Neutral	Narrow	AWSMT-IBW
	1500	120	Preset Slide	Thin	No Neutral	Wide	AWSMT-ICW
	600	120	Preset Slide	Standard	No Neutral	Narrow	AWSMG-IAW
	1000	120	Preset Slide	Standard	No Neutral	Narrow	AWSMG-IBW
	1500	120	Preset Slide	Standard	No Neutral	Wide	AWSMG-ICW
	1920	120	Preset Slide	Standard	No Neutral	Wide	AWSMG-IDW
	600	120	Rotary	Standard	No Neutral	Narrow	AWRMG-IAW
	1000	120	Rotary	Standard	No Neutral	Narrow	AWRMG-IBW
	1500	120	Rotary	Standard	No Neutral	Wide	AWRMG-ICW
Incandescent/ Magnetic Low Voltage	600/1150/1385	120/230/277	Preset Slide	Thin	-	Narrow	AWSMT-MAW
	1000/1917/2308	120/230/277	Preset Slide	Thin	-	Narrow	AWSMT-MBW
	1500/2875/3463	120/230/277	Preset Slide	Thin	-	Wide	AWSMT-MCW
	600/1150/1385	120/230/277	Preset Slide	Standard	-	Narrow	AWSMG-MAW
	1000/1917/2308	120/230/277	Preset Slide	Standard	-	Narrow	AWSMG-MBW
	1500/2875/3463	120/230/277	Preset Slide	Standard	-	Wide	AWSMG-MCW
	1920/3680/4432	120/230/277	Preset Slide	Standard	-	Wide	AWSMG-MDW
	600/1150/1385	120/230/277	Rotary	Standard	-	Narrow	AWRMG-MAW
	1000/1917/2308	120/230/277	Rotary	Standard	-	Narrow	AWRMG-MBW
	1500/2875/3463	120/230/277	Rotary	Standard	-	Wide	AWRMG-MCW
Fluorescent 0-10V	1920/3680/4432	120/230/277	Preset Slide	Thin	-	Narrow	AWSMT-7DW
	1920/3680/4432	120/230/277	Preset Slide	Standard	-	Narrow	AWSMG-7DW
	1920/3680/4432	120/230/277	Rotary	Standard	-	Narrow	AWRMG-7DW
	Mark 10 or Lutron 2-Wire	600/1150/1385	120/230/277	Preset Slide	Thin	-	Narrow
1000/1917/2308		120/230/277	Preset Slide	Thin	-	Narrow	AWSMT-XBW
1500/2875/3463		120/230/277	Preset Slide	Thin	-	Wide	AWSMT-XCW
1920/3680/4432		120/230/277	Preset Slide	Thin	-	Wide	AWSMT-XDW
600/1150/1385		120/230/277	Preset Slide	Standard	-	Narrow	AWSMG-XAW
1000/1917/2308		120/230/277	Preset Slide	Standard	-	Narrow	AWSMG-XBW
1500/2875/3463		120/230/277	Preset Slide	Standard	-	Wide	AWSMG-XCW
1920/3680/4432		120/230/277	Preset Slide	Standard	-	Wide	AWSMG-XDW
600/1150/1385		120/230/277	Rotary	Standard	-	Narrow	AWRMG-XAW
1000/1917/2308		120/230/277	Rotary	Standard	-	Narrow	AWRMG-XBW
1500/2875/3463		120/230/277	Rotary	Standard	-	Wide	AWRMG-XCW
1920/3680/4432		120/230/277	Rotary	Standard	-	Wide	AWRMG-XDW
Lutron 3-Wire	600/1150/1385	120/230/277	Preset Slide	Thin	-	Narrow	AWSMT-HAW
	1000/1917/2308	120/230/277	Preset Slide	Thin	-	Narrow	AWSMT-HBW
	1500/2875/3463	120/230/277	Preset Slide	Thin	-	Narrow	AWSMT-HCW
	1920/3680/4432	120/230/277	Preset Slide	Thin	-	Narrow	AWSMT-HDW
	600/1150/1385	120/230/277	Preset Slide	Standard	-	Narrow	AWSMG-HAW
	1000/1917/2308	120/230/277	Preset Slide	Standard	-	Narrow	AWSMG-HBW
	1500/2875/3463	120/230/277	Preset Slide	Standard	-	Narrow	AWSMG-HCW
	1920/3680/4432	120/230/277	Preset Slide	Standard	-	Narrow	AWSMG-HDW
	600/1150/1385	120/230/277	Rotary	Standard	-	Narrow	AWRMG-HAW
	1000/1917/2308	120/230/277	Rotary	Standard	-	Narrow	AWRMG-HBW
Electronic Low Voltage	1500/2875/3463	120/230/277	Rotary	Standard	-	Narrow	AWRMG-HCW
	1920/3680/4432	120/230/277	Rotary	Standard	-	Narrow	AWRMG-HDW
	600/1150/1385	120/230/277	Preset Slide	Thin	-	Wide	AWSMT-EAW
	1000/1917/2308	120/230/277	Preset Slide	Thin	-	Wide	AWSMT-EBW
	600/1150/1385	120/230/277	Preset Slide	Standard	-	Wide	AWSMG-EAW
	1000/1917/2308	120/230/277	Preset Slide	Standard	-	Wide	AWSMG-EBW
Fan Speed Control	600/1150/1385	120/230/277	Rotary	Standard	-	Wide	AWRMG-EAW
	1000/1917/2308	120/230/277	Rotary	Standard	-	Wide	AWRMG-EBW
	600/1150/1385	120/230/277	Preset Slide	Thin	-	Narrow	AWSMT-QAW
	1000/1917/2308	120/230/277	Preset Slide	Thin	-	Narrow	AWSMT-QBW
	600/1150/1385	120/230/277	Preset Slide	Standard	-	Narrow	AWSMG-QAW
	1000/1917/2308	120/230/277	Preset Slide	Standard	-	Narrow	AWSMG-QBW
Switch	600/1150/1385	120/230/277	Rotary	Standard	-	Narrow	AWRMG-QAW
	1000/1917/2308	120/230/277	Rotary	Standard	-	Narrow	AWRMG-QBW
Remote	1800/3450/4155	120/230/277	Switch	Thin	-	Narrow	AWWMT-00W
	1800/3450/4155	120/230/277	Switch	Standard	-	Narrow	AWWMT-00W
Remote	-	120/230/277	Slide	Thin	-	Narrow	AWSRT-00W
	-	120/230/277	Slide	Standard	-	Narrow	AWSRG-00W
	-	120/230/277	Switch	Thin	-	Narrow	AWWRT-00W
	-	120/230/277	Switch	Standard	-	Narrow	AWWRG-00W
	-	120/230/277	Rotary	Standard	-	Narrow	AWRRG-00W

*Reference product data sheets for Color Change Kits and Wall Plates.

Leviton Mfg. Co., Inc. Lighting & Energy Solutions

201 N. Service Rd. Melville, NY 11747-3138 Tech Line: 1-800-824-3005 Fax: 1-800-832-9538 www.leviton.com/les
 © 2013 Leviton Manufacturing Co., Inc. All rights reserved. Subject to change without notice.

PRODUCT DATA



ORDERING INFORMATION continued...

COLOR CHANGE KITS

DESCRIPTION	CAT. NO.*
Color Change Kits, Preset Slide - Standard Heat Sink	AWyCG-oox

* Replace y and x with digits from options below depending on control type and color.

- y=Control Type, replace y with any of the following:
 - S=Slide Control, W=Switch, R=Rotary
- -oox=Color, replace x with any of the following:
 - E=Black, G=Gray, I=Ivory, T=Light Almond, W=White

WALL PLATES

Each device is supplied with a white single gang plate. For purchase of replacement plates or plates in an alternate color, please consult the chart below. For make-to-order plates, please note required 4-6 week lead time.

DESCRIPTION	CAT. NO.*
Wall Plates for Renoir II Architectural Wall Box Dimmers	AWPoy-nwc

* Replace y and n, w, c with digits from options below depending on fins, number of Narrow or Wide dimmers, and color.

- y=Indicates whether fins are to be left on or removed. Replace with the following:
 - F=All fins remain on, o=Fins to be removed when possible (allows for narrowest possible installation)
- n=Number of Narrow dimmers, 0-6 supported*
- w=Number of Wide dimmers, 0-4 supported*
- c=Color, replace with any of the following:
 - E=Black, G=Gray, I=Ivory, T=Light Almond, W=White
- See Wall Plates data sheet for more information

*Ganged dimmers may require de-rating. Please reference www.leviton.com/RenoirII or consult with customer service for additional information.

CAUTION ON RETROFITS:

When retrofitting dimming ballasts into fixtures that originally had Instant Start ballasts, the sockets MUST be replaced with Rapid Start sockets in order to allow proper dimmer operation and prevent damage to the dimming ballast. Refer to the instructions provided with the ballast. Leviton sockets for T8 lamps which fit many common applications can be purchased with P/N #13661.

NOTE: Mark 7® and Mark 10® are registered trademarks of Advance Transformer Company. Tu-Wire®, Hi-Lume®, and Eco-10® are registered trademarks of Lutron Electronics, Inc. TVE™ is a trademark of Lutron Electronics, Inc. SuperDim® is a registered trademark of Universal™ Lighting Technologies. Quicktronic® is a registered trademark of OSRAM SYLVANIA. Powersense™ is a trademark of OSRAM SYLVANIA.

LEVITON SPECIFICATION SUBMITTAL

JOB NAME:	CATALOG NUMBERS:
JOB NUMBER:	

Leviton Manufacturing Co., Inc. Lighting & Energy Solutions

201 N. Service Rd. Melville, NY 11747-3138 Tech Line: 1-800-824-3005 Fax: 1-800-832-9538 www.leviton.com/les

Leviton Manufacturing Co., Inc. Lighting & Energy Solutions

20497 SW Teton Avenue, Tualatin, OR 97062 • Tel: 1-800-736-6682 • Fax: 503-404-5594 • Tech Line (6:00AM-4:00PM P.S.T. Mon-Frid): 1-800-959-6004

Leviton Manufacturing of Canada, Ltd.

165 Hymus Boulevard, Pointe Claire, Quebec H9R 1E9 • Telephone: 1-800-469-7890 • FAX: 1-800-563-1853

Leviton S. de R.L. de C.V.

Lago Tana 43, Mexico DF, Mexico CP 11290 • Tel. (+52) 55-5082-1040 • FAX: (+52) 5386-1797 • www.leviton.com.mx

Visit our Website at: www.leviton.com/les

© 2013 Leviton Manufacturing Co., Inc. All rights reserved. Subject to change without notice.

G-8280C/A13-tb
REV JAN 13