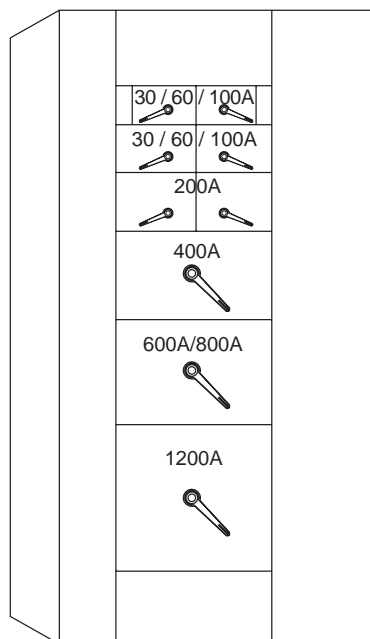


October 1997
 Mailed to: E, D, C/29-600A

Type FDPW Fusible Panelboard Switches



Application

Type FDPW fusible panelboard switches are designed for commercial, industrial and service entrance applications to protect and switch feeder and branch circuits.

Description

Type FDPW fusible panelboard units incorporate special quick-make, quick-break switches, housed in sheet steel enclosures. The units are designed for installation in PRL4-F or the type CDP/FDP Distribution Panelboard chassis.

All FDPW switches have a maximum interrupting capacity of 200,000A rms symmetrical at 600V Ac. In addition, all switches have the maximum allowable horsepower ratings through 600A.

All switches have an interlock mechanism that prevents the switch cover from being opened with the switch mechanism in the "ON" position. The interlock may be defeated by qualified personnel.


These switches may be padlocked in the "ON" or "OFF" position. In addition, a cover interlock is provided for optimum security.

Horizontally Mounted Switches

36" Wide	30-60 / 100A	30-60 / 100A	4X
	100A		5X
	200A		6X
44" Wide Structure	30-60 / 100A	30-60 / 100A	5X
	200A	200A	6X
	400A		9X
	600A/800A		11X
	1200A		15X

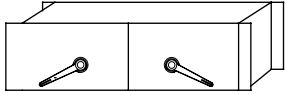
Rating (Amperes/Voltage)	Fuse Type	Unit Size	Horizontally Mounted
30	250 Ac or Dc	R	4X Twin
	600 Ac	R, J	4X Twin
60	250 Ac or Dc	R	4X Twin
	600 Ac	R, J	4X Twin
100	250 Ac or Dc	R	4X Twin
	600 Ac	R, J	5X Single or Twin
200	250 Ac or Dc	R, T	6X Single or Twin
	600 Ac	R, J, T	6X Single or Twin ^①
400	250 Ac or Dc	R, T	9X Single
	600 Ac	R, J, T	9X Single
600	250 Ac or Dc	R, T	11X Single
	600 Ac	R, J, T	11X Single
800	250 Ac	T	11X Single
	600 Ac	L, T	11X Single
1200	250 Ac	T	15X Single
	600 Ac	L	15X Single

^① 200A, 600V with Class R fuses available as a single unit only.



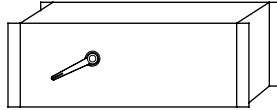
Switch Selection Guide

30A / 60A / 100A



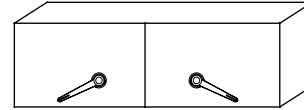
18" wide, 4X high

Rating		Fuse	Catalog Number
Unit 1	Unit 2		
240 Volts Ac or 250 Volts Dc			
30	30	R	FDPWT3211R
30	60	R	FDPWT3212R
30	100	R	FDPWT3213R
60	60	R	FDPWT3222R
60	100	R	FDPWT3223R
100	100	R	FDPWT3233R
600 Volts Ac			
30	30	R	FDPWT3611R
30	30	J	FDPWT3611J
30	60	R	FDPWT3612R
30	60	J	FDPWT3612J
60	60	R	FDPWT3622R
60	60	J	FDPWT3622J



18" wide, 5X high

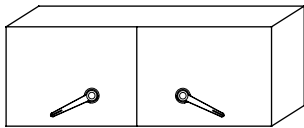
Rating	Fuse	Catalog Number
600 Volts Ac		
100	R	FDPWS363R



22" wide, 5X high

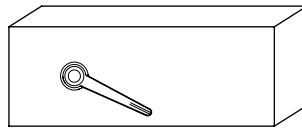
Rating		Fuse	Catalog Number
Unit 1	Unit 2		
600 Volts Ac			
30	100	R	FDPWT3613R
60	100	R	FDPWT3623R
100	100	R	FDPWT3633R

200A



22" wide, 6X high

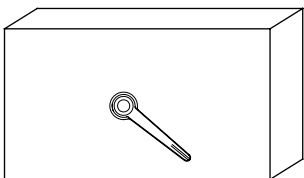
Rating		Fuse	Catalog Number
Unit 1	Unit 2		
240 Volts Ac or 250 Volts Dc			
200	200	R	FDPWT3244R
200	200	T	FDPWT3244F
600 Volts Ac			
200	200	J	FDPWT3644J
200	200	T	FDPWT3644F



18" wide, 6X high

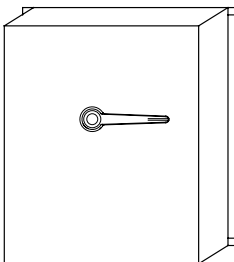
Rating	Fuse	Catalog Number
240 Volts Ac or 250 Volts Ac		
200	R	FDPWS324R
600 Volts Ac		
200	R	FDPWS364R
200	J	FDPWS364J

400A



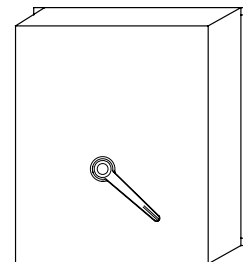
22" wide, 9X high

Rating	Fuse	Catalog Number
240 Volts Ac or 250 Volts Ac		
400	R	FDPW325R
400 (Main)	R	FDPW325MR
600 Volts Ac		
400	R	FDPW365R
400 (Main)	R	FDPW365MR
400	J	FDPW365J
400 (Main)	J	FDPW365MJ



18" wide, 16X high - Top Feed Main

Rating	Fuse	Catalog Number
240 Volts Ac or 250 Volts Ac		
400	R	FDPW325TR
600 Volts Ac		
400	R	FDPW365TR
400	J	FDPW365TJ



18" wide, 16X high - Bottom Feed Main


Rating	Fuse	Catalog Number
240 Volts Ac or 250 Volts Ac		
400	R	FDPW325BR
600 Volts Ac		
400	R	FDPW365BR
400	J	FDPW365BJ

For cable-in/cable-out application of a branch switch, additional terminals are required. Order the following terminal kit: TA750FDPW Kit contains 3 terminals and hardware.



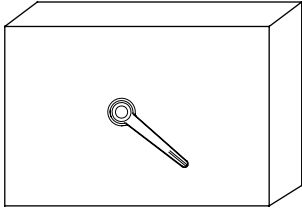
For cable-in/cable-out application of a branch switch, additional terminals are required. Order the following terminal kit: TA750FDPW Kit contains 3 terminals and hardware.

For cable-in/cable-out application of a branch switch, additional terminals are required. Order the following terminal kit: TA750FDPW Kit contains 3 terminals and hardware.



Switch Selection Guide

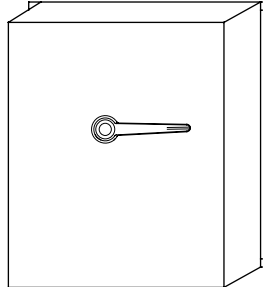
600A



22" wide, 11X high

Rating	Fuse	Catalog Number
240 Volts Ac or 250 Volts Ac		
600	R	FDPW326R
600 (Main)	R	FDPW326MR
600 Volts Ac		
600	R	FDPW366R
600 (Main)	R	FDPW366MR
600	J	FDPW366J
600 (Main)	J	FDPW366MJ

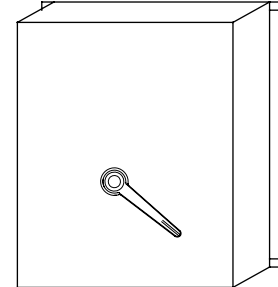
For cable-in/cable-out application of a branch switch, additional terminals are required. Order 2 of the following terminal kit: TA750FDPW
Each kit contains 3 terminals and hardware.



18" wide, 16X high - Top Feed Main

Rating	Fuse	Catalog Number
240 Volts Ac or 250 Volts Ac		
600	R	FDPW326TR
600 Volts Ac		
600	R	FDPW366TR
600	J	FDPW366TJ

For cable-in/cable-out application of a branch switch, additional terminals are required. Order 2 of the following terminal kit: TA750FDPW
Each kit contains 3 terminals and hardware.

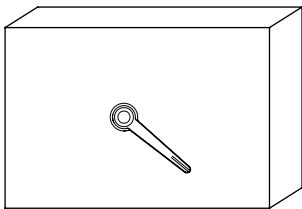


18" wide, 16X high - Bottom Feed Main

Rating	Fuse	Catalog Number
240 Volts Ac or 250 Volts Ac		
600	R	FDPW326BR
600 Volts Ac		
600	R	FDPW366BR
600	J	FDPW366BJ

For cable-in/cable-out application of a branch switch, additional terminals are required. Order 2 of the following terminal kit: TA750FDPW
Each kit contains 3 terminals and hardware.

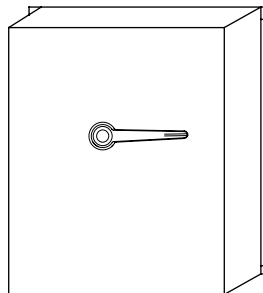
800A



22" wide, 11X high

Rating	Fuse	Catalog Number
240 Volts Ac		
800	T	FDPW327F
800 (Main)	T	FDPW327MF
600 Volts Ac		
800	L	FDPW367
800 (Main)	L	FDPW367M

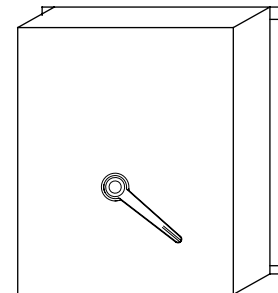
For cable-in/cable-out application of a branch switch, additional terminals are required. Order 3 of the following terminal kit: TA750FDPW
Each kit contains 3 terminals and hardware.



18" wide, 16X high - Top Feed Main

Rating	Fuse	Catalog Number
240 Volts Ac		
800	T	FDPW327TF
600 Volts Ac		
800	L	FDPW367T


For cable-in/cable-out application of a branch switch, additional terminals are required. Order 3 of the following terminal kit: TA750FDPW
Each kit contains 3 terminals and hardware.



18" wide, 16X high - Bottom Feed Main


Rating	Fuse	Catalog Number
240 Volts Ac		
800	T	FDPW327BF
600 Volts Ac		
800	L	FDPW367B

For cable-in/cable-out application of a branch switch, additional terminals are required. Order 3 of the following terminal kit: TA750FDPW
Each kit contains 3 terminals and hardware.



Switch Selection Guide

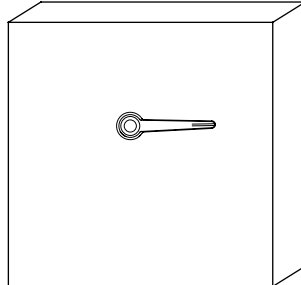
1200A



22" wide, 15X high

Rating	Fuse	Catalog Number
240 Volts Ac		
1200	T	FDPW328F
1200 (Main)	T	FDPW328MF
600 Volts Ac		
1200	L	FDPW368
1200 (Main)	L	FDPW368M


For cable-in/cable-out application of a branch switch, additional terminals are required. Order 4 of the following terminal kit: TA750FDPW
 Each kit contains 3 terminals and hardware.



22" wide, 16X high - Top Feed Main

Rating	Fuse	Catalog Number
240 Volts Ac		
1200	T	FDPW328TF
600 Volts Ac		
1200	L	FDPW368T

For cable-in/cable-out application of a branch switch, additional terminals are required. Order 4 of the following terminal kit: TA750FDPW
 Each kit contains 3 terminals and hardware.



22" wide, 16X high - Bottom Feed Main

Rating	Fuse	Catalog Number
240 Volts Ac		
1200	T	FDPW328BF
600 Volts Ac		
1200	L	FDPW368B

For cable-in/cable-out application of a branch switch, additional terminals are required. Order 4 of the following terminal kit: TA750FDPW
 Each kit contains 3 terminals and hardware.

FDPW Switch Ratings

Ampere Rating	Voltage	Short Circuit Rating	Horsepower Rating		Fuse Type	Size and Type of Cu/Al Conductor Per Phase
			Standard	Maximum		
30A Switch	240V Ac	200 kAIC	3	7.5	R	#14 to 1/0
	480V Ac	200 kAIC	5	15	R, J	
	600V Ac	200 kAIC	7.5	20	R, J	
	250V Dc	10 kAIC	5	5	Ⓛ	
60A Switch	240V Ac	200 kAIC	7.5	15	R	#14 to 1/0
	480V Ac	200 kAIC	15	30	R, J	
	600V Ac	200 kAIC	15	50	R, J	
	250V Dc	10 kAIC	10	10	Ⓛ	
100A Switch	240V Ac	200 kAIC	15	30	R	#14 to 1/0
	480V Ac	200 kAIC	25	60	R, J	
	600V Ac	200 kAIC	30	75	R, J	
	250V Dc	10 kAIC	20	20	Ⓛ	
200A Switch	240V Ac	200 kAIC	25	60	R, T	#4 to 300 MCM
	480V Ac	200 kAIC	50	125	R, J, T	
	600V Ac	200 kAIC	60	150	R, J, T	
	250V Dc	10 kAIC	40	40	Ⓛ	
400A Switch	240V Ac	200 kAIC	50	125	R, T	250 to 750 MCM or (2) 3/0 to 250 MCM
	480V Ac	200 kAIC	100	250	R, J, T	
	600V Ac	200 kAIC	125	350	R, J, T	
	250V Dc	10 kAIC	50	50	Ⓛ	
600A Switch	240V Ac	200 kAIC	75	200	R, T	(2) #4 to 600 MCM or (4) 3/0 to 250 MCM
	480V Ac	200 kAIC	150	400	R, J, T	
	600V Ac	200 kAIC	200	500	R, J, T	
800A Switch	240V Ac	200 kAIC	N/A	N/A	T	(3) 250 to 750 MCM or (6) 3/0 to 250 MCM
	480V Ac	200 kAIC	N/A	N/A	L, T	
	600V Ac	200 kAIC	N/A	N/A	L, T	
1200A Switch	240V Ac	200 kAIC	N/A	N/A	T	(4) 250 to 750 MCM or (8) 3/0 to 250 MCM
	480V Ac	200 kAIC	N/A	N/A	L	
	600V Ac	200 kAIC	N/A	N/A	L	

Ⓛ Contact fuse manufacturer for UL listed Dc fuses.

N/A Not Applicable

Cutler-Hammer

Five Parkway Center
 Pittsburgh, Pennsylvania, U.S.A. 15220