
 TECHNICAL DATA SHEET

High temperature liquid-tight fittings - Series 5300SST6

For liquid-tight flexible metallic conduit

T&B Liquidtight Systems®



Stainless steel 316 liquid-tight and system solutions for the most demanding corrosive environments and where extreme temperatures are encountered

Certifications / Standards:



Features & Benefits:

- Meets UL 514B for liquid-tight fittings
- Full compliance to IEC 61386-1, -23 requirements, CE Certified
- Trade sizes from 3/8" to 2" (12mm to 63mm)
- HT High Temperature insulators and seal rings for use in extreme temperatures
- Insulated throat protect wire jacket from damage
- Straight, 45° and 90° conduit bodies
- NPT and ISO Metric Thread Types
- Coordinated performance with T&B Liquidtight Systems Flexible Metallic Conduits
- Ingress protection ratings aligned with industrial enclosures
- Safe Edge® ground cones provide superior bonding
- Double Bevel Sealing Ring eases assembly and insures liquid-tight performance
- Heat curled insulators protect wire sheathing from damage

Applications:

- Typical applications include raceway for industrial applications such as commercial ovens, annealing equipment, roller mills, pump skids, solar collectors, cargo loaders, etc.
- Used where liquid tight flexible metallic raceway is installed in outdoor or indoor locations, and exposed to continuous or intermittent moisture
- Used to positively bond flexible liquid-tight flexible metallic conduit to boxes or enclosures
- Ideal for use with T&B Liquidtight Systems LFMC type LT6XE or LTXE
- Liquid-tight applications against water, oils, cutting fluids, mild acids
- For use in electrical circuits up to 1,000 V
- Suitable for use in Class 1 Division 2, Class 2 Division 1 & 2 Hazardous Locations per NEC® Section 500

Construction / Material / Finish:

- Trade sizes 3/8" to 2" Steel Steel 316
- Zinc Plated steel ground cones, optional stainless steel 316
- Thermoplastic nylon seal rings and insulators
- Halogen Free seal rings, insulators and seal gaskets
- Machined locknuts with teeth for vibration resistance, supplied separately

Environment ratings:

Working Temperature:

- UL: Gen: -20 to +105°C (-4 to +221°F)
- IEC/CE: Gen: -45 to +150°C (-49 to +302°F) Static
Gen: -25 to +105°C (-13 to +221°F) Dynamic
- General: Dry: -60 to +150°C (-76 to +302°F) Static

Chemical Resistance Guide:

- See Publication TDS000081 (Fittings: Stainless Steel 316 & PA66 Polyamide)
- See Publication TDS000117 (Liquid Tight Flexible Metal Conduits)

Conforms to:

- UL 514B, Fittings for Cable and Conduit
 - E23018 (-6 SST Ground Cone: 1/2" and 3/4" only)
- IEC/EN 61386-1, -23, Conduit Systems for Cable Management
 - EU DoC: EC-012-7192
- RoHS (Restriction of Hazardous Substance directive)
- NEMA FB-1 (Fittings and Conduit Bodies)
- JIC EGP1 (Electrical standard for GP machine tools)
- JIC EMP1 (Electrical Standard for Mass Production Engineering)
- Federal Specification A-A 50552 (Fittings for flexible conduit)
- Federal Specification H-28 (Threads)

Ingress Protection:

- Provides "Ingress Integrity" between enclosures, fittings, conduits & seals when using Series 5300SST6HT liquid-tight fittings and T&B Liquidtight Systems LFMC
- Covers all trade sizes from 3/8" to 2" (12mm to 63mm)
- Ingress ratings require use of Series 5260 Seal Gaskets
- ISO Metric Thread fittings supplied with Seal O-Rings as standard

UL & NEMA system ingress ratings:

- UL Listed type ratings tested to UL 50/50E requirements with UL Listed LFMC
- UL File No.: E23018
 - Indoor: Type 4, 12, 13
 - Outdoor: Type 3, 3R, 4, 4X
- NEMA 250: Type 3, 3R, 4, 4X, 12, 13

IEC system ingress ratings:

- IP Ingress Protection per IEC 60529 requirements
- IEC Ingress Ratings: IP66, IP67

Standards requirements:

Designed to UL 514B test requirements including:

- Assembly, Pull, Resistance, Oil spray, Polymer durability, Flammability Coating thickness, Current withstand

Meets all IEC/EN 61386-1, -23 standard requirements including:

- Impact resistance - Code 3 Medium; 6 Joules
- Tensile strength - Code 3 Medium; 500 N/2 min.
- Lower and upper temperatures
- IP protection against solid and liquids

Product selection

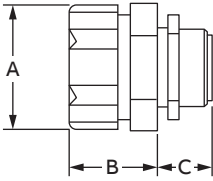
Series 5300SST6HT Liquid-tight Fittings

Seal Gaskets

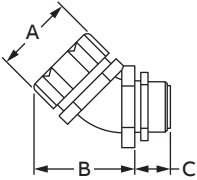
Trade size			Thread Type		Insulated with steel ground cone			Insulated with SST 316 ground cone			Part no.
Inches	Metric	ISO BS EN	Std	Size	Straight Part no.	45° Part no.	90° Part no.	Straight Part no.	45° Part no.	90° Part no.	
3/8"	12mm	16mm	NPT	3/8"	5331SST6HT	5341SST6HT	5351SST6HT	5331SST6-6HT	5341SST6-6HT	5351SST6-6HT	5261-HT
			ISO	M16	9330SST6HT	9340SST6HT	9350SST6HT	9330SST6-6HT	9340SST6-6HT	9350SST6-6HT	—
1/2"	16mm	20mm	NPT	1/2"	5332SST6HT	5342SST6HT	5352SST6HT	5332SST6-6HT	5342SST6-6HT	5352SST6-6HT	5262-HT
			ISO	M20	9332SST6HT	9342SST6HT	9352SST6HT	9332SST6-6HT	9342SST6-6HT	9352SST6-6HT	—
3/4"	21mm	25mm	NPT	3/4"	5333SST6HT	5343SST6HT	5353SST6HT	5333SST6-6HT	5343SST6-6HT	5353SST6-6HT	5263-HT
			ISO	M25	9333SST6HT	9343SST6HT	9353SST6HT	9333SST6-6HT	9343SST6-6HT	9353SST6-6HT	—
1"	27mm	32mm	NPT	1"	5334SST6HT	5344SST6HT	5354SST6HT	5334SST6-6HT	5344SST6-6HT	5354SST6-6HT	5264-HT
			ISO	M32	9334SST6HT	9344SST6HT	9354SST6HT	9334SST6-6HT	9344SST6-6HT	9354SST6-6HT	—
1 1/4"	35mm	40mm	NPT	1 1/4"	5335SST6HT	5345SST6HT	5355SST6HT	5335SST6-6HT	5345SST6-6HT	5355SST6-6HT	5265-HT
			ISO	M40	9335SST6HT	9345SST6HT	9355SST6HT	9335SST6-6HT	9345SST6-6HT	9355SST6-6HT	—
1 1/2"	41mm	50mm	NPT	1 1/2"	5336SST6HT	5346SST6HT	5356SST6HT	5336SST6-6HT	5346SST6-6HT	5356SST6-6HT	5266-HT
			ISO	M50	9336SST6HT	9346SST6HT	9356SST6HT	9336SST6-6HT	9346SST6-6HT	9356SST6-6HT	—
2"	53mm	63mm	NPT	2"	5337SST6HT	5347SST6HT	5357SST6HT	5337SST6-6HT	5347SST6-6HT	5357SST6-6HT	5267-HT
			ISO	M63	9337SST6HT	9347SST6HT	9357SST6HT	9337SST6-6HT	9347SST6-6HT	9357SST6-6HT	—

Note: ISO Metric thread fittings supplied with Seal O-Rings as standard.

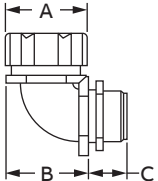
Dimensions (approximate)

Drawing	Trade size			Inches			Millimeters			Weight	
	Inches	Metric	ISO BS EN	A	B	C	A	B	C	lbs.	kg
Series 5300SST6HT Straight LT Fittings - NPT Threads											
	3/8"	12mm	16mm	1 1/2"	1"	1/2"	29.4	25.4	12.7	0.09	0.04
	1/2"	16mm	20mm	1 3/8"	1"	9/16"	34.9	25.4	14.3	0.17	0.08
	3/4"	21mm	25mm	1 2 1/2"	1 1/16"	9/16"	42.1	27.0	14.3	0.24	0.11
	1"	27mm	32mm	1 7/8"	1 1/16"	3/4"	47.6	33.3	19.1	0.36	0.17
	1 1/4"	35mm	40mm	2 3/2"	1 1 1/16"	13/16"	53.2	42.9	20.6	0.65	0.29
	1 1/2"	41mm	50mm	2 2 3/2"	1 7/8"	13/16"	69.1	47.6	20.6	0.75	0.34
	2"	53mm	63mm	3 1/4"	2 3/16"	7/8"	82.6	55.6	22.2	0.98	0.45
	2 1/2"	63mm	70mm	—	—	—	—	—	—	—	—
	3"	78mm	80mm	—	—	—	—	—	—	—	—
	4"	103mm	100mm	—	—	—	—	—	—	—	—

Series 5300SST6HT 45° LT Fittings - NPT Threads

	3/8"	12mm	16mm	1 1/2"	1 1/16"	1/2"	29.4	39.7	12.7	0.18	0.08
	1/2"	16mm	20mm	1 3/8"	1 7/8"	9/16"	34.9	73.0	14.3	0.23	0.11
	3/4"	21mm	25mm	1 2 1/2"	2 1/8"	9/16"	42.1	54.0	14.3	0.32	0.15
	1"	27mm	32mm	1 7/8"	2 1/4"	3/4"	47.6	57.2	19.1	0.59	0.27
	1 1/4"	35mm	40mm	2 3/2"	2 3/4"	13/16"	53.2	69.9	20.6	0.78	0.35
	1 1/2"	41mm	50mm	2 2 3/2"	3 3/8"	13/16"	69.1	85.7	20.6	1.09	0.49
	2"	53mm	63mm	3 1/4"	3 7/8"	7/8"	82.6	98.4	22.2	2.55	1.16
	2 1/2"	63mm	70mm	—	—	—	—	—	—	—	—
	3"	78mm	80mm	—	—	—	—	—	—	—	—
	4"	103mm	100mm	—	—	—	—	—	—	—	—

Series 5300SST6HT 90° LT Fittings - NPT Threads

	3/8"	12mm	16mm	1 1/2"	1 3/8"	1/2"	29.4	34.9	12.7	0.20	0.09
	1/2"	16mm	20mm	1 3/8"	1 9/16"	9/16"	34.9	39.7	14.3	0.36	0.16
	3/4"	21mm	25mm	1 2 1/2"	1 3/4"	9/16"	42.1	44.5	14.3	0.49	0.22
	1"	27mm	32mm	1 7/8"	2 3/16"	3/4"	47.6	55.6	19.1	0.74	0.34
	1 1/4"	35mm	40mm	2 3/2"	2 3/4"	13/16"	53.2	69.9	20.6	1.18	0.54
	1 1/2"	41mm	50mm	2 2 3/2"	2 1 9/16"	13/16"	69.1	74.6	20.6	1.65	0.75
	2"	53mm	63mm	3 1/4"	3 7/16"	7/8"	82.6	87.3	22.2	3.17	1.44
	2 1/2"	63mm	70mm	—	—	—	—	—	—	—	—
	3"	78mm	80mm	—	—	—	—	—	—	—	—
	4"	103mm	100mm	—	—	—	—	—	—	—	—

- Note:
- Dimensions for reference only.
 - Product must be installed in accordance with applicable national and local electrical codes.

ABB Inc.
Electrification products
Memphis, Tennessee
USA

We reserve the right to make technical changes or modify the contents of this document without prior notice. With regard to purchase orders, the agreed particulars shall prevail. ABB Inc. does not accept any responsibility whatsoever for potential errors or possible lack of information in this document.

We reserve all rights in this document and in the subject matter and illustrations contained therein. Any reproduction, disclosure to third parties or utilization of its contents – in whole or in parts – is forbidden without prior written consent of ABB Inc. Copyright© 2018 ABB Inc. All rights reserved

Let's write the future.
Together. **abb.com**