



Wiremold

5500 Series™ Nonmetallic Raceway

Multi-Channel Nonmetallic Raceway System Available Factory Prewired.



Wiremold 5500 Series Raceway from provides wire and cable management for data, voice, A/V, and power applications. It is ideal for large cable and wire requirements in schools, office buildings, and other institutions.




Triple Channel Configuration of 5500 Series Raceway Base.



5500 Series Raceway Base and Cover.

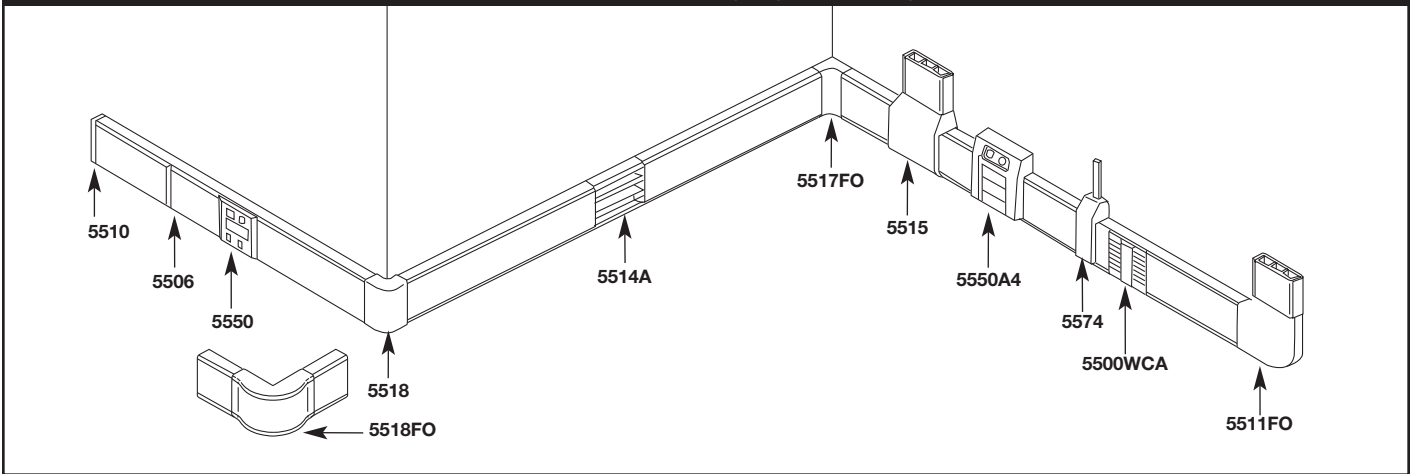
FEATURES & BENEFITS

- **2" [51mm] bend radius compliant fittings.** These fittings snap onto overlap raceway base and cover for an aesthetic installation. Fittings are cULus verified for a 2" [51mm] bend radius and exceed the recommendations of TIA/EIA-569. They provide cable protection in lay-in and pull-through cable installations.
- **Three channel raceway with breakaway dividers.** Low-voltage and power wiring can be run in the same raceway. Flexible for future moves and changes.
- **Large cable capacity in a low profile design.** Accommodates needs now and in the future.
- **Devices can be mounted in-line, offset or combined.** No need to remove dividers or install boxes to mount devices, eliminates unnecessary labor. Up to four separate services can be installed in the same location.
- **Full series of face plates are available for power, data, voice, and video applications.** Industry standard devices and face plates can also be mounted.
- **Made of rugged durable PVC material.** Lightweight and easy to cut. Paintable using latex paint. Easy to clean.
- **Compatible with A/V devices by using 5507 Series Faceplates.** 
- **Supplied in standard 8-foot [2.44m] lengths.** Installs quicker. Fewer joints to cover. Consult factory for custom colors and lengths.
- **Offered in ivory and white finishes.** Blends with any decor.
- **Available prewired.** Manufactured to specific job site lengths, raceway comes completely prewired, ready to install. Jobs can be packaged by room, floor, or building and shipped per job site requirements.
- **Datacom connectivity options.** Accepts industry standard and proprietary devices from a wide range of manufacturers to provide a seamless and aesthetically pleasing interface for voice, data, audio, and video applications at the point of use.
- **UL and cUL Listed component raceways.** File E90378 Guide RJTX, Fittings: File E90377 Guide RJYT. Meets Article 388 of NEC and meets Section 12-600 of CEC.



Prewired 5500 Series Raceway reduces installation time.

5500 Series Raceway System Layout



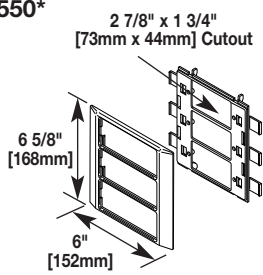
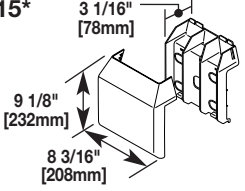
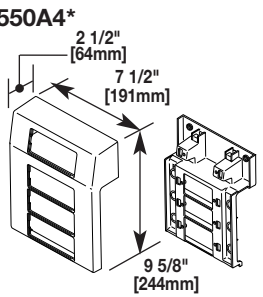
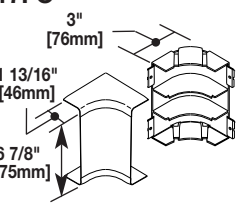
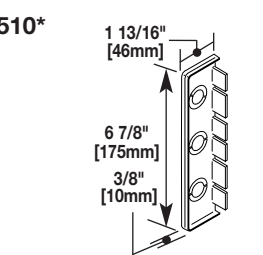
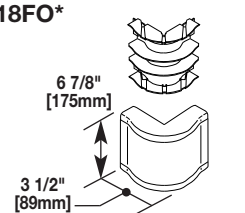
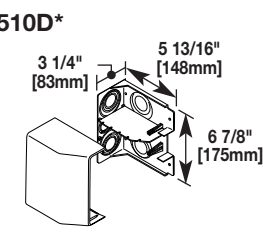
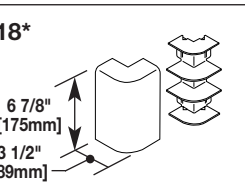
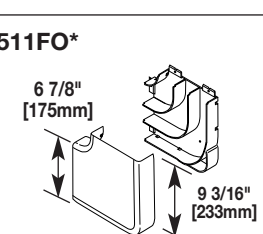
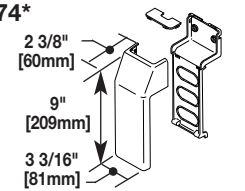
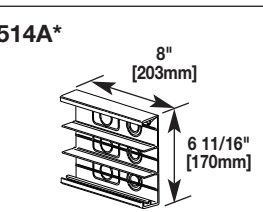
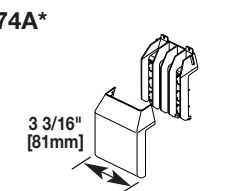
NOTE: Illustration is for showing product applications only.

5500 Series Raceway Fittings

Catalog No./Item	Description/Specifications
<p>5500BD3*</p>	<p>Divided Base – Three equal compartments – use for separate services in one raceway. Breakaway dividers enable multiple compartment configurations.</p>
<p>5500C*</p>	<p>Cover – Use with 5500BD3.</p>
<p>5500WC</p>	<p>Wire Clip – Holds wires in raceway.</p>
<p>5506*</p>	<p>Cover Clip – Covers seam between sections of 5500C.</p>
<p>5506B*</p>	<p>Base Seam Clip – Covers seam where two sections of 5500 base come together.</p>

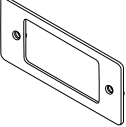
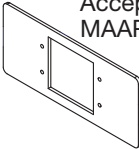
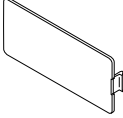
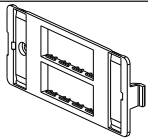
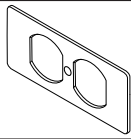
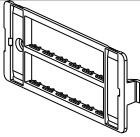
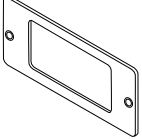
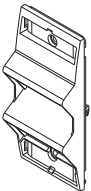
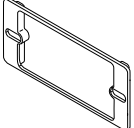
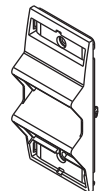
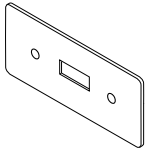
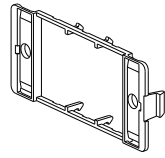
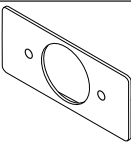
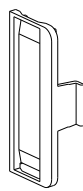
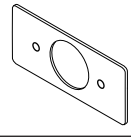
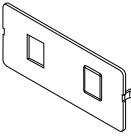
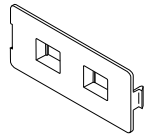
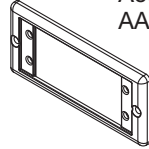
*Available in Ivory finish or add “-WH” suffix for White finish.

5500 Series Raceway Fittings (continued)

Catalog No./Item	Description/Specifications	Catalog No./Item	Description/Specifications
5550* 	Device Bracket – Mounts power and communication devices in-line with the raceway. For use with: 5507 Series Faceplates, Ortronics TracJack & Series II Modules, Pass & Seymour Activate Series Inserts, and Wiremold CM2 Open System Communication Modules.	5515* 	Tee/Take-Off Connector – For branching raceway at right angles.
5550A4* 	Device Bracket – Mounts power and communication devices in-line and offset with the raceway. For use with: 5507 Series Faceplates, Ortronics TracJack & Series II Modules, Pass & Seymour Activate Series Inserts, and Wiremold CM2 Open System Communication Modules.	5517FO* 	Bend Radius Control Full Capacity Internal Elbow – 90° internal corner with integral dividers that provides a 2" [51mm] cable bend radius for UTP and Fiber optic installations . Ideal for lay-in or pull-through installations.
5510* 	End Cap – Closes off end of 5500 Series Raceway and has three 1/2" trade size KO's for end feed.	5518FO* 	Bend Radius Control Full Capacity External Elbow – 90° external corner with integral dividers that provides a 2" [51mm] cable bend radius for UTP and Fiber Optic installations . Use the 5518FO for a radius alternative to the 5518.
5510D* 	Entrance End Fitting – Feeds raceway from larger conduits. Has concentric 3/4", 1", 1 1/2", and 2" trade size KO's on end and back. Two removable dividers are included.	5518* 	External Elbow – Joins lengths of raceway around external corners.
5511FO* 	Bend Radius Control Full Capacity Flat Elbow – 90° flat corner with integral dividers that provides a 2" [51mm] cable bend radius for UTP and Fiber optic installations . Ideal for lay-in or pull-through installations.	5574* 	Transition Fitting – 90° transition from 5500 Series Raceway to 400, 800, 2300, PN03, PN05, and PN10 Series Raceways.
5514A* 	Backfeed Connector – Use when a backfeed is needed. Has three rectangular KO's for use with existing wall box and three 1/2", 3/4", and 1" trade size KO's.	5574A* 	Transition Fitting – Makes a 90° transition from 5500 Series Raceway to 5400 Series Raceway.

*Available in Ivory finish or add "-WH" suffix for White finish.

5507 Series Faceplates

Catalog No./Item	Description/Specifications	Catalog No./Item	Description/Specifications NEW!
5507AD*	 Modular Furniture Adapter – Mounts Activate modular furniture bezel and other modular furniture adapters.	5507MAAP 5507MAAP-WH 5507MAAP-G 5507MAAP-FW	 Extron® MAAP Faceplate – Accepts two Extron® Electronics MAAP single space modules.
5507B*	 Blank Faceplate – Covers unused compartments in the device bracket.	5507-4TJ*	 Ortronics Faceplate – Mounts Ortronics datacom inserts. Accepts four TracJack Devices.
5507D*	 Duplex Faceplate – Covers duplex style devices. Accepts 106 Frame.	5507-6TJ*	 Ortronics Faceplate – Mounts Ortronics datacom inserts. Accepts six TracJack Devices.
5507R*	 Rectangular Faceplate – Covers rectangular style devices.	ARA-S2	 Angled Raceway Adapter – For use with multi-channel raceway device brackets and WallSource device mounting brackets. Angled exit provides additional mounting depth required for A/V connections as well as ensuring the required bend radius for UTP and fiber optic cabling. Holds two Ortronics® Series II modules. Fits 5507 Series Faceplate opening.
5507S*	 Rectangular Spacer – For mounting commercial device plates. Installs between the device bracket and a device.	CM-ARA	 Angled Raceway Adapter – For use with multi-channel raceway device brackets and WallSource device mounting brackets. Angled exit provides additional mounting depth required for A/V connections as well as ensuring the required bend radius for UTP and fiber optic cabling. Holds two CM2 Series modules or two Pass & Seymour® 2A inserts. Fits 5507 Series Faceplate opening.
5507SW*	 Switch Faceplate – Covers standard toggle switches.	CM-EPLA*	 End Plates – Includes two outlet identification labels with clear covers and two matching screw covers. Required for mounting Pass & Seymour Activate and Wiremold CM2 Open System communication modules into 5550 Series device brackets.
5507T1*	 Single Receptacle Faceplate – Covers single receptacles – 1.59" [40mm] diameter.	S2-EPL	 End Plates – Includes two outlet identification labels with clear covers and two matching screw covers. Required for mounting Ortronics Series II modules into 5550 Series device brackets.
5507T2*	 Single Receptacle Faceplate – Covers single receptacles – 1.41" [36mm] diameter.		
5507RJ*	 Dual RJ11/RJ45 Connector Faceplate – Mounts one or two RJ keystone type connectors – has one opening and a KO for the other.		
5507FRJ*	 Flush Dual RJ11/RJ45 Connector Faceplate – Same as 5507RJ except the connectors are recessed to provide a flush installation.		
5507AAP 5507AAP-WH 5507AAP-G 5507AAP-FW	 Extron® AAP Faceplate – Accepts two Extron® Electronics AAP single space modules.		

NOTE: All faceplates are 4 1/4" long x 1 11/16" wide [108mm x 43mm].

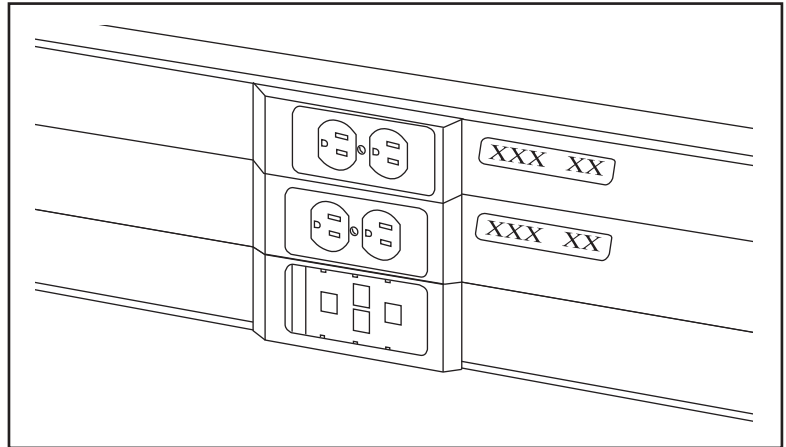
* Available in Ivory finish or add "-WH" suffix for White finish.

5500 Series Raceway Prewired Features

<i>Features</i>	<i>Standard</i>	<i>Options</i>
Communication Devices	Ortronics or Pass & Seymour Activate™ Connectivity System Devices	Other manufacturers
Electrical Devices	Pass & Seymour	Other manufacturers and some International devices
Base Length	Longest = 8' [2.4m], shortest = 1' [305mm]	–
Finish	PVC – White or Ivory	Custom colors
Wire Type	THHN Stranded	Options per specification
Wiring Splices	Insulation displacement connectors	Continuous wiring or twist-on wire connector
Grounding Conductors	Wire gauge per National Electrical Code (NEC) and shared grounding wires	Oversized and/or separate grounding wires
Device Identification	Gray self-adhesive polyester label with black letters	Self-adhesive engraved nameplate
Neutrals	Shared neutral	Oversized and/or separate neutral wires
Pigtails	1' [305mm] feeds and receptacle leads	Per specification
Conduit Feeds	Raceway drilled at job site	Entrance end cap
Record Drawings	3 sets and 2 copies of marked-up blueprints	Per job requirements
Submittal Services	Detailed Submittal	Submittal Free

Device and Raceway Labeling Detail for Prewired Applications

- Device labeling is available in the following materials:
 - Gray self-adhesive polyester label with black lettering (standard).
 - Other color self-adhesive polyester labels.
 - Engraving of covers with black lettering.
 - Engraved phenolic nameplates with adhesive backing.
- The back of the raceway is labeled with the raceway number and the room or area number(s).
- Data and power requirements can be switched with data on top and power on bottom.



5500 Series Raceway Ordering Specifications for Prewired Applications

Two options available when ordering a prewired job:

- 1. Detailed Submittal** The detailed submittal will show exactly how each raceway run will be built including lengths, number and type of receptacles, wiring schematics, circuiting information, etc. The contractor and/or distributor must review, clarify any information not clearly indicated on the drawings or specs, approve, and return to the factory before production can begin.
- 2. Submittal Free** The Wiremold Prewired Express™ Building Plan Checklist is filled out by the contractor or distributor and sent along with plans, casework, and specs to the factory. No submittal is required and the project is scheduled for production upon receipt of all necessary information.

5500 Series Raceway Wire Fill Capacities

5500 Series Raceway Wire Fill Capacities for Communications

CABLE TYPE	CABLE/WIRE SIZE	O.D. (Approx. Dia.)		20% FILL			40% FILL		
		Inches	[mm]	A	B	C	A	B	C
Unshielded Twisted Pair	4-pair, 24 AWG Cat. 3	0.190	[4.8]	57	18	35	114	37	71
	4-pair, 24 AWG Cat. 5e	0.220	[5.6]	47	15	29	94	30	58
	4-pair, 24 AWG Cat. 6	0.250	[6.3]	33	10	20	66	21	41
	4-pair, 24 AWG Cat. 6a	0.354	[8.9]	16	5	10	33	10	20
Telephone	2-pair, 24 AWG	0.140	[3.6]	105	34	65	211	68	131
	3-pair, 24 AWG	0.150	[3.8]	92	29	57	184	59	114
	4-pair, 24 AWG	0.190	[4.8]	57	18	35	114	37	71
	25-pair, 24 AWG	0.410	[10.4]	12	4	7	24	8	15
Coaxial	RG58/U	0.195	[5.0]	54	17	33	109	35	67
	RG59/U	0.242	[6.1]	35	11	22	70	22	44
	RG62/U	0.242	[6.1]	35	11	22	70	22	44
	RG6/U	0.270	[6.9]	28	9	17	56	18	35
Twinaxial	100 ohm	0.330	[8.4]	19	6	11	38	12	23
Shielded Twisted Pair	TYPE 1	0.390	[9.9]	13	4	8	27	8	16
	TYPE 2	0.465	[11.8]	9	3	5	19	6	11
	TYPE 3	0.245	[6.2]	34	11	21	69	22	42
Fiber	Mini ZipCord	0.079 x 0.157	[2 x 4]	131	42	81	262	85	163
	ZipCord	0.118 x 0.236	[3 x 6]	58	18	36	117	37	72
	Round 4 Strand Fiber	0.187	[4.8]	59	19	36	118	38	73
	Round 6 Strand Fiber	0.256	[6.5]	31	30	19	63	20	39

NOTE: Wire capacity is reduced to allow for proper conductor bend radius and maximum permissible heat rise.
 Category 6 augmented (6a) cable for 10 gigabit ethernet – max allowed cable diameter per addenda No. 11 ANSI TIA/EIA 568-B.2.

5500 Series Raceway Wire Fill Capacities for Power

	WIRE SIZE THHN/THWN	O.D. (Approx. Dia.)		NUMBER OF CONDUCTORS PER COMPARTMENT		
		Inches	[mm]	A	B	C
POWER WIRING WITHOUT DEVICES	14 AWG	0.111	[2.8]	64	41	50
	12 AWG	0.130	[3.3]	60	25	44
	10 AWG	0.164	[4.2]	90	46	70
	8 AWG	0.216	[5.5]	65	18	40
	6 AWG	0.254	[6.5]	45	15	34
POWER WIRING WITH DEVICES	14 AWG	0.111	[2.8]	64	35	50
	12 AWG	0.130	[3.3]	60	25	44
	10 AWG	0.164	[4.2]	90	16	70
	8 AWG	0.216	[5.5]	65	8	36
	6 AWG	0.254	[6.5]	45	5	25

NOTE: Total raceway wire capacity, in any configuration, can not exceed capacity specified in C. Two A compartments can not exceed the capacity specified for compartment B.

20% cable fill is calculated to approximate reduction in cable capacity due to connectors mounted within raceway and fittings that may restrict cross sectional area.

40% cable fill is the maximum designed cable fill based on a proposed revision to TIA/EIA 569-A.

DATACOM CONNECTIVITY OPTIONS


Now you have a wide range of options for providing datacom connectivity into Wiremold/Legrand Pathways. They are:

- **Ortronics® TracJack® and Series II Modular Connectivity Solutions**
- **Pass & Seymour Activate™ Modular Inserts**
- **Open System Communication Modules**

Ortronics® Connectivity

TracJack® Individual Jack System

- Front-loading, snap-in design supports future moves adds and changes
- Inserts for voice, data, audio, and video
- Available Category 3, 5e, 6, USOC 6-position, and other media
- Flat or angled 45° exit configurations
- Choice of 13 colors and color matched to Wiremold Systems
- Universal T568A/B wiring format



Series II Front-Loading, Module System

- Module design features easy snap-in front-loading design
- Linear 110 punch down format for easy termination
- Inserts for voice, data, audio, and video
- Available Category 3, 5e, 6, USOC 6-position, and other media
- Available in flat or angled 45° exit configurations
- Color matched to Wiremold Systems




For detailed product selection refer to the **Ortronics Catalog** or visit www.ortronics.com.

Pass & Seymour Legrand Network Wiring

Activate™ Series Front-Loading Inserts

- Modular inserts for voice, data, audio and video applications
- Front-load, snap-in design
- Color and texture matched to Wiremold Systems
- Available Category 3, 5e, 6, as well as 6-position USOC
- Universal T568A/B wiring format




For detailed product selection refer to the **Pass & Seymour Network Wiring Catalog** or visit www.passandseymour.com.

Open Connectivity Solutions

Wiremold Open System Communications Modules

- Accommodate a wide range of manufacturers' communications outlets including keystone jacks, as well as proprietary solutions from Avaya (Systimax) and NORDX
- Modules insert into a wide range of Wiremold Systems
- Pre-punched faceplates accept common communication devices



NOTE: For more information on integrating connectivity into Wiremold Cable Management Systems contact the Wiremold Applications Engineering Team or your local Wiremold Sales Representative.



Wiremold

WIREMOLD

U.S. and International:

60 Woodlawn Street • West Hartford, CT 06110
1-800-621-0049 • FAX 860-232-2062 • Outside U.S. 860-233-6251

Canada:

570 Applewood Crescent • Vaughan, Ontario L4K 4B4
1-800-723-5175 • FAX 905-738-9721

ED365R14 - Updated December 2009 - For latest specs visit www.legrand.us/wiremold

