

Standard Conduit Locknuts

Type L-D

Die Cast

Use:

For securing threaded conduit or connectors with tapered or straight thread to a knockout or unthreaded slip hole.

Features:

- Single cast thread eliminates cross-threading.
- UL Listed as a fittings locknut and stand alone rigid conduit locknut.
- UL Listed 514B for grounding for fittings and rigid conduit.
- Meets or exceeds UL requirements for pull through force on all sizes.
- All locknuts are symmetrical and can be assembled from either side.
- Conical flange on either side enters the knockout creating a 360° ground path.

Material/Finish:

Zinc Die Cast

Third Party Certification:



UL Listed: E-32539



CSA Certified: 208044

Applicable Third Party Standards:

UL Standard: 514B

CSA Standard: C22.2 No. 18

NEMA: FB-1

Trade Size (inches)	Catalog Number	Dimensions in Inches	
		A	B
½	L-100-D	1.10	0.16
¾	L-200-D	1.36	0.16
1	L-300-D	1.68	0.20
1¼	L-400-D	2.05	0.21
1½	L-500-D	2.38	0.21
2	L-600-D	2.91	0.21
2½	L-700-D	3.52	0.29
3	L-800-D	4.15	0.30
3½	L-900-D	4.65	0.28
4	L-1000-D	5.12	0.29



Type L-100-D

Type L

Steel

Use:

Conduit locknuts for securing threaded conduit or connectors with tapered or straight thread, to a knockout or unthreaded slip hole.

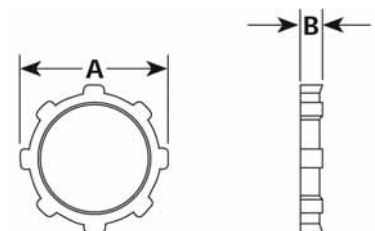
Material/Finish:

Steel/Zinc Plated

Trade Size (inches)	Catalog Number	Dimensions in Inches	
		A	B
½	L-100	1.13	0.13
¾	L-200	1.40	0.13
1	L-300	1.72	0.15
1¼	L-400	2.08	0.15
1½	L-500	2.40	0.16
2	L-600	2.90	0.17
2½	L-700	3.48	0.19
3	L-800	4.13	0.18
3½	L-900	4.70	0.20
4	L-1000	5.32	0.20
5	L-1100	6.38	0.42
6	L-1200	7.75	0.43



Type L-100



Standard Conduit Locknuts

Type GL

Bonding Wedge

Use:

Used with bushings to bond threaded rigid conduit and IMC to boxes, cabinets or other enclosures where locknut is exposed.

Features:

Threaded for rigid conduit and IMC

Material/Finish:

Steel/Zinc Plated

Third Party Certification:



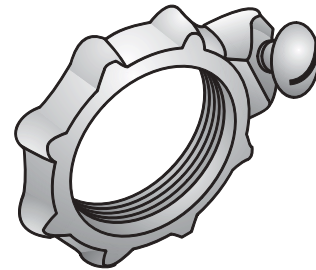
UL Listed: E37336

Applicable Third Party Standards:

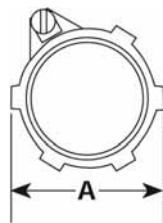
UL Standard: 514B

NEMA: FB-1

Trade Size (inches)	Catalog Number	Dimensions in Inches	
		A	B
½	GL-100-D	1.35	0.20
¾	GL-200-D	1.58	0.20
1	GL-300-D	1.88	0.22
1¼	GL-400-D	2.30	0.23
1½	GL-500-D	2.60	0.23
2	GL-600-D	3.09	0.26
2½	GL-700-D	3.52	0.45
3	GL-800-D	4.19	0.45
3½	GL-900-D	4.79	0.45
4	GL-1000-D	5.31	0.45



Type GL-100



Type LS

Bonded with Neoprene Gasket

Use:

Sealing locknuts provide a raintight seal when securing threaded conduit or connectors with tapered or straight thread, to a knockout or unthreaded slip hole of a box or enclosure.

Installed as per the National Electrical Code Article 345-Intermediate Metal Conduit and Article 346-Rigid Metal Conduit.

Material/Finish:

Stamped Steel/Zinc Plated
Neoprene Gasket

Trade Size (inches)	Catalog Number	Dimensions in Inches	
		A	B
½	LS-100	1.13	0.23
¾	LS-200	1.40	0.26
1	LS-300	1.72	0.27
1¼	LS-400	2.07	0.29
1½	LS-500	2.37	0.30
2	LS-600	2.89	0.33
2½	LS-700	3.44	0.34
3	LS-800	4.12	0.36
3½	LS-900	4.68	0.40
4	LS-1000	5.24	0.40



Type LS-100

