

FML LED DECORATIVE FLOOD

Cat.#

Job

Type



HUBBELL
Outdoor Lighting

Approvals

NEW

SPECIFICATIONS

Intended Use:

Compact flood with wide beam NEMA 6 x 6 distribution for lighting applications such as safety/security, facade, area, or signs; operating temperature of -35°C to 40°C

Construction:

- Rugged die-cast aluminum housing with dark bronze finish
- High impact UV stabilized acrylic outer lens protects LEDs and allows for cleaning/debris removal
- Vented housing isolates LED module from driver, maximizing product life and performance
- Visor and vandal shield available

LED:

- 14 high powered LEDs deliver 4285 lumens
- 5000K CCT, 67 CRI

Optical/Electrical

- Wide flood NEMA 6 x 6 distribution for general purpose flood and facade lighting
- 120-277V operation, 50/60Hz; 53w, 1050mA, 81 LPW
- IP65 and RoHS compliant driver
- PC version 120V-277V 50/60Hz

Installation:

- Traditional 1/2" x 14 NPS threaded adjustable knuckle mounting

Listings:

- Meets DesignLights Consortium (DLC) qualifications
- Lighting Facts
- IP65, Listed to UL1598 for use in wet locations

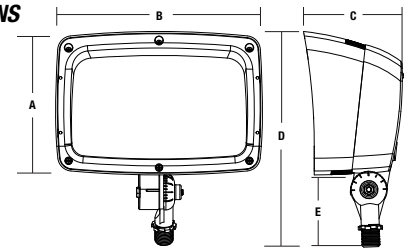
Warranty:

For more information visit:
<http://www.hubbelloutdoor.com/resources/warranty/>

PRODUCT IMAGE(S)



DIMENSIONS



A	B	C	D	E	Weight
6.7"	9.6"	4.5"	10.20"	3.5"	8.5 lbs.
169 mm	244 mm	115 mm	29 mm	89 mm	3.8 kg

CERTIFICATIONS/LISTINGS



IP65

SHIPPING INFORMATION

Catalog Number	G.W.(kg)/CTN	Carton Dimensions		
		Length Inch (cm)	Width Inch (cm)	Height Inch (cm)
FML-14 (Single carton 1 pc.)	3.81	11.81"	9.45"	7.48"
FML-14 (Master carton 2 pcs.)	7.61	19.69"	12.40"	8.46"

Carton dimensions for shipping purposes only

ORDERING INFORMATION

Catalog Number	Mount	Max Candle Power	Beam Pattern	Wattage	Drive Current	Voltage	Color Temperature	Lumens	LPW	Weight lbs. (kg)
FML-14	1/2" thread	2805	Wide	53	1050mA	120-277V	5000K	4285	81	8.5 (3.8)
FML-14-PCU	1/2" thread	2805	Wide	53	1050mA	120-277V	5000K	4285	81	8.5 (3.8)

ACCESSORIES/REPLACEMENT PARTS - Order Separately

Catalog Number	Description
FML-SPC	Polycarbonate lens (Replaces existing acrylic outer frame)
FML-VISOR-XX ¹	Top/Bottom visor (Tap holes in lens frame for field installation)
93047961AC	Acrylic lens w/ gasket
93047971	50w, Driver 1050mA
20750110264	Knuckle mount Dark Bronze finish. Contact factory for additional finishes
S-302	Slipfits 1 1/2" or 2" pipe (1.9" OD or 2 3/8" OD) with 1/2" N.P.S.M. hub; Gray
S-302-M51	Slipfits 1 1/2" or 2" pipe (1.9" OD or 2 3/8" OD) with 1/2" N.P.S.M. hub; Bronze
S-302-M52	Slipfits 1 1/2" or 2" pipe (1.9" OD or 2 3/8" OD) with 1/2" N.P.S.M. hub; White
TRN-XX ¹	Trunnion adaptor for 1/2" threaded knuckle mount

¹ Specify finish color to match fixture, e.g. DB - Bronze.




FML-SPC



FML-VISOR - 3/4 View



Front View



TRN-XX

S-302-XXX



HUBBELL
Outdoor Lighting

Hubbell Outdoor Lighting • 701 Millennium Boulevard • Greenville, SC 29607 • Phone: 864-678-1000

Due to our continued efforts to improve our products, product specifications are subject to change without notice.

© 2015 HUBBELL OUTDOOR LIGHTING. All Rights Reserved • For more information visit our website: www.hubbelloutdoor.com • Printed in USA

FML14-SPEC 11/15

PERFORMANCE DATA

# OF LEDS	DRIVE CURRENT (MILLIAMPS)	SYSTEM WATTS	DISTRIBUTION TYPE	5K (5000K nominal, 67 CRI)				
				NEMA	FIELD ANGLE H° X V°	LUMENS	LPW	MAX BEAM CANDLEPOWER
14	1050mA	53W	W	6 X 6	108 X 107	4285	81	2606

Lumen values are from photometric tests performed in accordance with IESNA LM-79-08. Data is considered to be representative of the configurations shown. Actual performance may differ as a result of end-user environment, application and inherent performance tolerances of the electrical components.

LUMINAIRE AMBIENT TEMPERATURE FACTOR (LATF)

AMBIENT TEMPERATURE		LUMEN MULTIPLIER
0°C	32°F	1.02
10°C	50°F	1.01
20°C	68°F	1.00
25°C	77°F	1.00
30°C	86°F	1.00
40°C	104°F	0.99
50°C	122°F	0.98

Use these factors to determine relative lumen output for average ambient temperatures from 0-50°C (32-122°F).

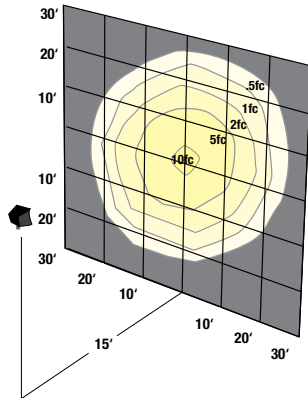
PROJECTED LUMEN MAINTENANCE

AMBIENT TEMP.	OPERATING HOURS					Calculated L70 (HOURS)
	0	25,000	50,000	TM-21-11 60,000	100,000	
40°C / 104°F	0.99	0.91	0.85	0.84	0.76	>137,000

ELECTRICAL DATA

# OF LEDS	NUMBER OF DRIVERS	DRIVE CURRENT (mA)	INPUT VOLTAGE (V)	CURRENT (Amps)	SYSTEM POWER (W)
14	1	1050mA	120	0.43	53
			277	0.19	53

PHOTOMETRICS For additional photometric information and IES downloads, visit our web site at www.hubbelloutdoor.com



LIGHTING FACTS

The 'LED lighting facts' label provides the following specifications:
 - Light Output (Lumens): 4234
 - Watts: 52.6
 - Lumens per Watt (Efficacy): 80
 - Color Accuracy: 69
 - Light Color: 5013 (Daylight)
 The label also includes a color spectrum bar from Warm White to Daylight and a reference to the Label Reference Guide at www.lightingfacts.com.