

WIREMOLD




S4000 Stainless Steel Raceway

Two-Piece Surface Raceway



In response to market demand, The Wiremold Company offers the versatile 4000 Series in stainless steel. The unique combination of strength and beauty makes stainless steel raceway highly functional and an attractive design element.

Ideal for installations where atmospheric corrosives or acidic cleaning solvents make rust a particular concern, S4000 provides all the benefits of the industry-standard Steel 4000 Raceway. The smooth brushed finish provides a sleek, polished look to compliment contemporary, upscale applications.

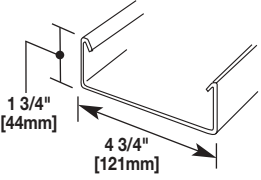
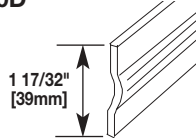
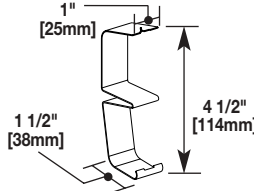
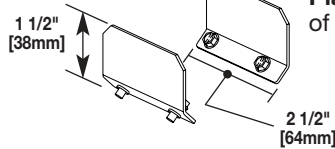
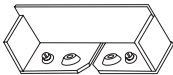
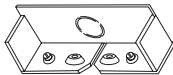

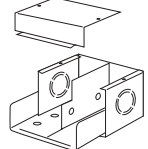
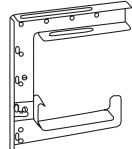


Stainless steel raceway combines strength and beauty. Pre-cut covers are available in various lengths.

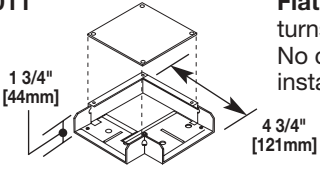
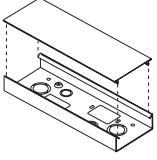
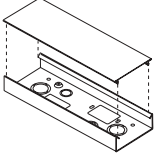

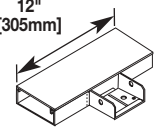
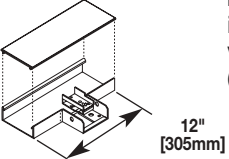
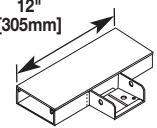
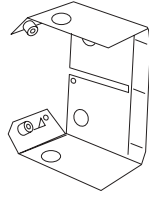



Features & Benefits

- **4050 Nonmetallic Device Plates.** Overlapping design covers seams. The gray or ivory plastic mounting plates accept a wide variety of device configurations.
- **Datacom connectivity options.** Accepts industry standard and proprietary devices from a wide range of manufacturers to provide a seamless and aesthetically pleasing interface for voice, data, audio, and video applications at the point of use.
- **Stainless steel cover and base with brushed finish.** S4000 Raceway is formed from type 304 stainless steel – with a #4 brush finish, providing a polished, high tech look to compliment other design elements selected.
- **Tough, corrosion resistant surface.** Stainless steel offers durable protection in laboratories, hospitals or food processing areas where corrosive solvents, acid splashes or scalding is a concern.
- **Shares components with Wiremold 4000 Steel Raceway Series.** S4000 base and cover, and steel 4000 Series are made in the same gauge (.050" [1.25mm] base and .040" [.25mm] cover) and use the same divider, divider clips, and couplings.
- **Labor saving pre-cut covers and bases.** Minimizes field cutting and offers flexibility in outlet centers without cutting covers.
- **UL Listed; CSA Certified.** Raceway file E4376, Fittings file E41751, CSA; Raceway file LR-350, Fittings file LR-48952.
- **UL5 and ADA compliant.** Raceway and fittings meet UL5 specifications and can be installed in conformance with ADA requirements.

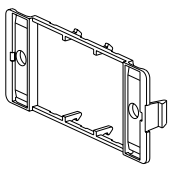

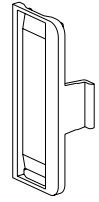

S4000 Stainless Steel Raceway

Catalog No./Item	Description/Specifications	Catalog No./Item	Description/Specifications
S4000B	 <p>Stainless Steel Base – 1 3/4" x 4 3/4" x 10' [44mm x 121mm x 3.05m]. Base has two .260" [7mm] dia. KOs 12" [3.05m] from each end and on centers of approximately 24" [610mm] throughout. Base may be divided (field installed).</p>	G4000D	 <p>Divider – 0.040mm galvanized steel. One side painted buff primer for compartment identification. Packed ten 5' [1.525m] lengths 50' [15.24m] per carton.</p> <p><i>G4001DA Divider Clips are required to hold divider in place.</i></p>
S4000BSP	<p>Stainless Steel Base – Customer specified maximum length is 10' [3.05m]. Base has two .260" [7mm] dia. KOs on centers of approximately 24" [610mm] throughout. Base may be divided (field installed).</p>	4001DA	 <p>Divider Clip (Plated) – Required for holding G4000D Divider in place. Use one every 2 1/2' [.762m].</p>
Stainless Steel Covers for S4000 Raceway		4001A	 <p>Coupling (Galvanized Steel Plated) – For joining lengths of G4000B. Sold in pairs</p>
S4000C	5' [1.525m] lengths.	S4010B	 <p>Blank End Fittings – For closing open end of S4000 Base. Use where no end feeding is required.</p>
S4000C075	For mounting 4 1/2" [115mm] device plates on 12" [305mm] centers, 7 1/2" [191mm] lengths.	S4010B1	 <p>Blank End Fittings – For closing open end of undivided S4000 Base where one end feed is required. Includes 1 1/2" [38mm] – 3/4" [19.1mm] trade size KO.</p>
S4000C135	For mounting 4 1/2" [115mm] device plates on 18" [274mm] centers, 13 1/2" [343mm] lengths.	S4010B2	 <p>Blank End Fittings – For closing open end of S4000 Base where end feeds are required. Includes two 1/2" [12.7mm] – 3/4" [19.1mm] trade size KOs.</p>
S4000C090	For mounting 9" [229mm] device plates on 18" [274mm] centers, 9" [229mm] lengths.	S4010D	 <p>Entrance End Fitting – Has concentric 1/2" [12.7mm] and 3/4" [19.1mm] trade size KOs on end, sides and bottom. Use punch kit for trade size up to 1 1/4" [32mm]. Removable divider furnished. Two No.10-32 ground terminals provided.</p>
S4000C195	For mounting 4 1/2" [115mm] device plates on 24" [610mm] centers, 19 1/2" [456mm] lengths.	G6008A	 <p>C-Hanger – For suspending S4000 Raceway from structural ceiling. Designed for use with 3/8" [9.5mm] rod. Hangers should be installed no more than 5' [1.525m] apart along raceway run. Can be bolted back-to-back for dual runs of 4000.</p>
S4000C150	For mounting 9" [229mm] device plates on 24" [610mm] centers 15" [343mm] lengths.		
S4000315	For mounting 4 1/2" [115mm] device plates on 36" [915mm] centers, 31 1/2" lengths.		
S4000C270	For mounting 9" [229mm] device plates on 36" [915mm] centers, 27" [686mm] lengths.		
S4000C435	For mounting 4 1/2" [115mm] device plates on 48" [1220mm] centers, 43 1/2" [1106mm] lengths.		
S4000C390	For mounting 9" [229mm] device plates on 48" [1220mm] centers, 39" [991mm] lengths.		
S4000CSP	Pre-cut lengths to customer specifications. Maximum length is 5' [1.525m].		


S4000 Stainless Steel Raceway

Catalog No./Item	Description/Specifications	Catalog No./Item	Description/Specifications
S4011 	Flat Elbow – For right angle turns on the same surface. No couplings required for installation.	S4017 	Internal Elbow – For 90° internal corners. No couplings required.
S4014A 	Wall Box Connector   – Base has two concentric 3/4" [19.1mm], and 1/2" [12.7mm] trade size KOs, two concentric 1 1/4" [32mm] and 1" [25mm] KOs and two rectangular 2 9/16" x 1 11/16" [65mm x 43mm] KOs. Two No. 10-32 ground terminals provided. Complete with cover.	S4018 	External Elbow – For 90° external corners. Couple to raceway with G4001 Couplings (not furnished).
S4015 	Tee – For branches at right angles on same surface in undivided raceway. Join to raceway with G4001 Couplings (not furnished).	G4017TCA 	Internal Corner Coupling (Plated)   – For making an internal corner while continuing run in a straight line. May be used with or without divider. Fiber bushing furnished. If used as an internal elbow only, S4010BO blank end fitting is required.
S4015D 	Divided Tee – For branches at right angles on same surface in divided raceway. Join to raceway with two G4001 Couplings (not furnished).		


Datacom Endplates

Catalog No./Item	Description/Specifications	Catalog No./Item	Description/Specifications
CM-EPLA 	End Plates  – Includes two outlet identification labels with clear covers and two matching screw covers. Required for mounting Pass & Seymour Activate™ and Wiremold Open System communication modules into 4050 Series device brackets.	S2-EPL* 	End Plates  – Includes two outlet identification labels with clear covers and two matching screw covers. Required for mounting Ortronics® Series II modules into 4050 Series device brackets.

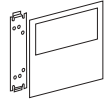

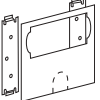
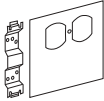
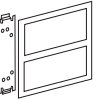

A full range of fittings are available for fast and easy installations.



Choose from the assortment of standard device plates or design your own.

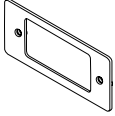
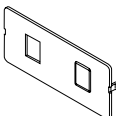
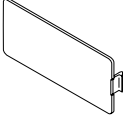
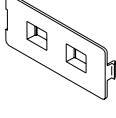
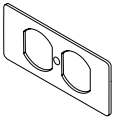
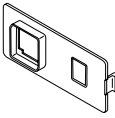
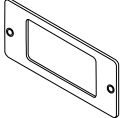
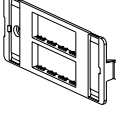
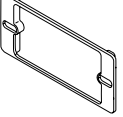
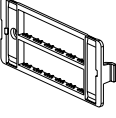
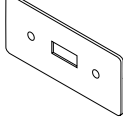
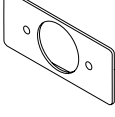
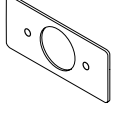


S4000 Stainless Steel Device Plates

Catalog No./Item	Description/Specifications		Catalog No./Item	Description/Specifications	
S4007C-1 	One-Gang Device Cover ^{UL} – For horizontal mounting of standard single-gang devices. Use with commercially available faceplate (not furnished).		S4046JRJ	Single Receptacle and Telephone Outlets (1.6" [40mm] Diameter) – For installing one simplex style receptacle and two RJ11/45 Type data/telephone connectors. Includes bridges.	ORT P&S OPEN
S4007C-1R 	Single Device Fitting ^{UL} – For horizontal mounting of Sentrex® Surge Protection Receptacles in S4000 divided or undivided. Also accepts most manufacturers' GFCI large twistlock and rectangular faced single-gang wiring devices and two-port ACO. Use with commercially available faceplate (not furnished).		S4048B	Duplex Receptacle Cover – For installing one duplex receptacle cover. Includes bridges. • Accepts 106 Frame.	ORT P&S OPEN
S4007C-2 	Two-Gang Device Cover ^{UL} – For horizontal mounting of two devices. Use with commercially available two-gang faceplate (not furnished).		S4048BF 	Duplex Receptacle and Activate MFB ^{UL} – For installation of duplex style device and Activate modular furniture bezel for data communications.	ORT P&S OPEN
S4046DRJ	Duplex Receptacle & Telephone Outlet – For installing one duplex receptacle and two RJ11/45 type telephone connectors. Complete with necessary bridges. • Accepts 106 Frame.	ORT P&S OPEN	S4048R	Rectangular Receptacle Cover – For installing one rectangular device. Includes bridges.	
S4046RRJ	Rectangular Receptacles & Telephone Outlets – For installing one decorator style device and two RJ11/45 type data/telephone connectors. Includes bridges.	ORT P&S OPEN	S4048RF	Rectangular Receptacles and Activate MFB ^{UL} – For installation of rectangular style device and Activate modular furniture bezel for data communications.	ORT P&S OPEN
S4046B-2	Double Duplex Receptacle Cover – For installing two duplex style receptacles. Includes bridges. • Accepts 106 Frame.	ORT P&S OPEN	V4050  G4050 	Nonmetallic Device Mounting Bracket – For mounting power and communication devices. Trim plate overlaps raceway cover providing a seamless transition between cover fittings. For use with: • 5507 Series Faceplates • Ortronics® TracJack & Series II Modules • Pass & Seymour Activate Series Inserts • Wiremold Open System Communication Modules	ORT P&S OPEN
S4046DRJ-2	Double In-Line Duplex and Telephone Outlets – For installing two duplex style receptacles. Includes bridges. • Accepts 106 Frame.	ORT P&S OPEN	S4086A	Panel Connector ^{CS} ^{UL} – To connect S4000 with surface type panel boxes. Accommodates maximum wire capacity of S4000 System. Separate C-shaped flange fits around raceway, covering any irregularities from cutting into box. Cut 4 3/4" x 1 3/4" [121mm x 44mm] hole in panel box.	
S4046ARJ	Single Receptacle and Telephone Outlets (1.4" [35mm] Diameter) – For installing one simplex style receptacle and two RJ11/45 Type data/telephone connectors. Includes bridges.	ORT P&S OPEN	IMPORTANT! <i>If your needs differ from these shown, simply design your own using the custom design fax form (shown on page 8).</i>		

 For Canadian installations add the prefix C to the catalog number.

5507 Series Faceplates

Catalog No./Item	Description/Specifications		Catalog No./Item	Description/Specifications	
5507AD*	 Modular Furniture Adapter – • For mounting Activate modular furniture bezel and other modular furniture adapters.	ORT P&S OPEN	5507RJ*	 Dual RJ11/RJ45 Connector Faceplate – • For mounting one or two RJ type connectors – has one opening and a KO for the other.	ORT P&S OPEN
5507B*	 Blank Faceplate – For covering unused compartments in the device bracket.		5507FRJ*	 Flush Dual RJ11/RJ45 Faceplate – Same as 5507RJ except the connectors are recessed to provide a flush installation.	ORT P&S OPEN
5507D*	 Duplex Faceplate – For covering duplex style devices. • Accepts 106 Frame.	ORT P&S OPEN	5507RJ1*	 One RJ & One IBM Faceplate – For mounting one RJ and one IBM type connector.	ORT P&S OPEN
5507R*	 Rectangular Faceplate – For covering rectangular style devices.		5507-4TJ*	 Ortronics® Faceplate – For mounting Ortronics datacom inserts. • Accepts four TracJack Devices.	NEW! ORT P&S OPEN
5507S*	 Rectangular Spacer – For mounting commercial device plates. Installs between the device bracket and a device.		5507-6TJ*	 Ortronics® Faceplate – For mounting Ortronics datacom inserts. • Accepts six TracJack Devices.	NEW! ORT P&S OPEN
5507SW*	 Switch Faceplate – For covering standard toggle switches.				
5507T1*	 Single Receptacle Faceplate – For covering single receptacles – 1.59" [40.4mm] diameter.				
5507T2*	 Single Receptacle Faceplate – For covering single receptacles – 1.41" [35.8mm] diameter.				

NOTE: All faceplates are 4 1/4" long x 1 11/16" wide [108mm x 43mm].

* Add "G" suffix to indicate gray finish.

Not for use with 4048BF and 4048RF Device Covers.

S4000 Raceway Wire Fill Capacities for Power

WIRE SIZE THHN/THWN	O.D. Inches [mm]		NUMBER OF CONDUCTORS (40% FILL)							
			WITHOUT DEVICES		WITH DUPLEX RECT. DEVICES 1.59 IN ² [1025mm ²]		WITH SURGE/ GFCI DEVICES 2.30 IN ² [1485mm ²]		LARGE SINGLE RECEPTACLES 3.00 IN ² [1935mm ²]	
			UNDIV.	DIVIDED	UNDIV.	DIVIDED	UNDIV.	DIVIDED	UNDIV.	DIVIDED
14 AWG	0.111	[2.8]	296	127	165	78	107	49	49	20
12 AWG	0.130	[3.3]	216	93	120	57	78	36	36	15
10 AWG	0.164	[4.2]	136	58	76	36	49	22	22	9
8 AWG	0.216	[5.5]	78	33	43	20	28	13	13	5
6 AWG	0.254	[6.5]	56	24	31	15	20	9	9	3
4 AWG	0.324	[8.2]	34	15	0	0	0	0	0	0
3 AWG	0.352	[8.9]	29	12	0	0	0	0	0	0
2 AWG	0.384	[9.8]	24	10	0	0	0	0	0	0

* For additional information, refer to section T1 of the current version of catalog ED439 (Buyer's Guide)

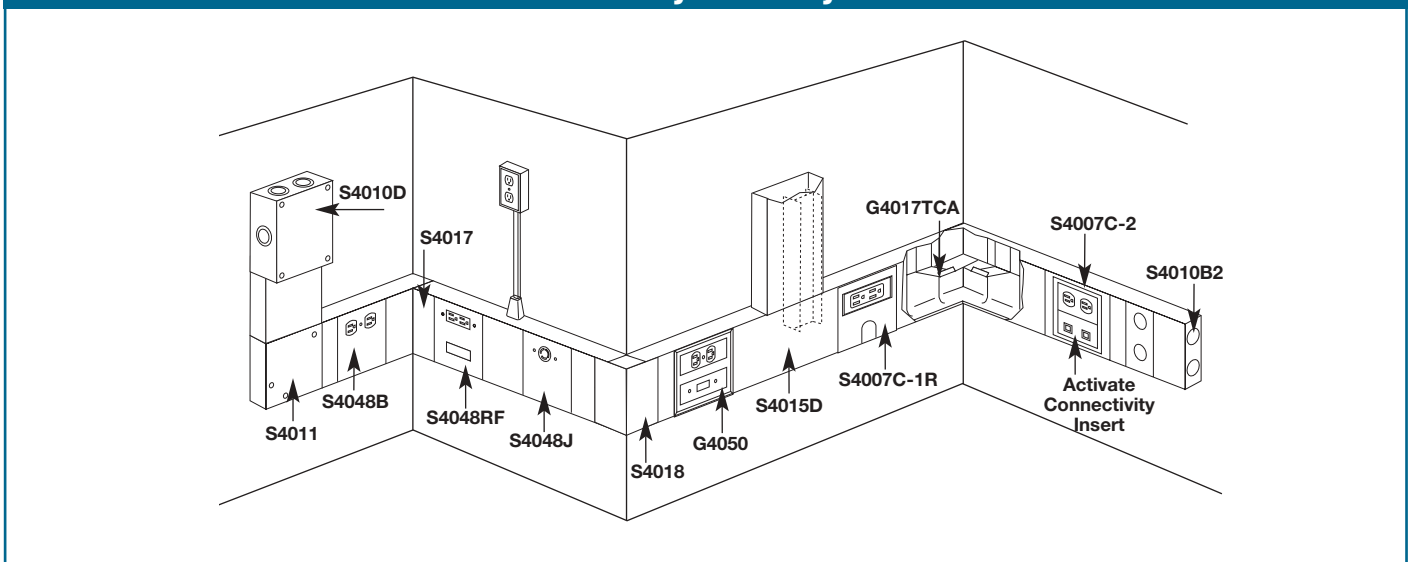
S4000 Raceway Wire Fill Capacities for Data/Communications

CABLE TYPE	CATEGORY / DESIGNATION	O.D.		DIVIDED		UNDIVIDED	
		Inches	[mm]	20% FILL*	40% FILL**	20% FILL*	40% FILL**
UNSHIELDED TWISTED PAIR	4-pair, 24 AWG Cat 3	0.190	[4.8]	24	49	50	101
	4-pair, 24 AWG Cat 5e	0.210	[5.3]	20	40	41	83
	4-pair, 24 AWG Cat 6	0.250	[6.3]	14	28	29	58
TELEPHONE	2-pair, 24 AWG	0.140	[3.6]	45	90	93	187
	3-pair, 24 AWG	0.150	[3.8]	39	79	81	163
	4-pair, 24 AWG	0.190	[4.8]	24	49	50	101
	25-pair, 24 AWG	0.410	[10.4]	5	10	10	21
COAXIAL	RG58/U	0.195	[5.0]	23	46	48	96
	RG59/U	0.242	[6.1]	15	30	31	62
	RG62/U	0.242	[6.1]	15	30	31	62
	RG6/U	0.270	[6.9]	12	24	25	50
TWINAXIAL	100 Ohm	0.330	[8.4]	8	16	16	33
SHIELDED TWISTED PAIR	TYPE 1	0.390	[9.9]	5	11	12	24
	TYPE 2	0.465	[11.8]	4	8	8	16
	TYPE 3	0.245	[6.2]	14	29	30	61
FIBER	Mini ZipCord	0.079 x 0.157	[2 x 4]	56	112	116	232
	ZipCord	0.118 x 0.236	[3 x 6]	25	50	51	103
	Round 4 Strand Fiber	0.187	[4.8]	25	51	52	104
	Round 6 Strand Fiber	0.256	[6.5]	13	27	27	55

* 20% cable fill is calculated to approximate reduction in cable capacity due to connectors mounted within raceway and fittings that may restrict cross sectional area.

** 40% cable fill is the maximum designed cable fill based on a proposed revision to TIA/EIA 569-A.

S4000 System Layout



NOTE: Illustration is for showing product applications only.

Custom Design Fax Form

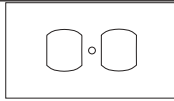
**S4000 Stainless Steel Raceway
Made to Order Device Plates**

**Custom Design Fax Form
519-843-5980**

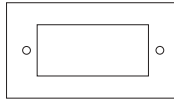
Name: _____	Date: _____
Telephone: () _____	Fax: () _____
Job Name: _____	

A variety of punched openings are offered to accommodate the most sophisticated wiring applications.

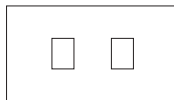
1. Select the punched device opening.
2. Write letter on right hand column of chart.
3. Enter quantity.



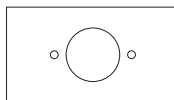
D Standard Duplex Receptacle



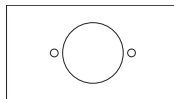
R Decorator Style Duplex Receptacle



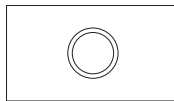
RJ Two RJ11/45 Telephone Connectors



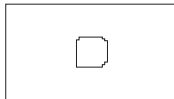
A Single Receptacle (1.4" [35.6mm] Dia.)



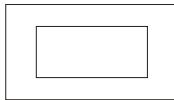
J Single Receptacle (1.6" [40.6mm] Dia.)



K One 1/2" [12.7mm] – 3/4" [19.1mm] KO with 1/2" [12.7mm] I.D. Grommet



M One IBM style connector



F One Activate Modular Furniture Bezel

4 1/2" [114mm] Device Plates		9" [229mm] Device Plates			
1	1 2	1	2	1	2
Qty. <input type="text" value="1"/>	Qty. <input type="text" value="1"/> <input type="text" value="2"/>	Qty. <input type="text" value="1"/> <input type="text" value="2"/>		Qty. <input type="text" value="1"/>	Qty. <input type="text" value="2"/> <input type="text" value="3"/> <input type="text" value="4"/>
_____	_____	_____	_____	_____	_____
_____	_____	_____	_____	_____	_____
_____	_____	_____	_____	_____	_____
_____	_____	_____	_____	_____	_____

NOTE: Necessary device brackets are supplied with device plates.

Datacom Connectivity Options

Now you have a wide range of options for providing datacom connectivity into Wiremold® Cable Management Systems. They are:

- Ortronics® TracJack® and Series II Modular Connectivity Solutions
- Pass & Seymour Activate™ Modular Inserts
- Open System Communication Modules

ORT	ORT	ORT
P&S	P&S	P&S
OPEN	OPEN	OPEN

Use these icons to determine connectivity options for each Wiremold System component:

ORT

P&S

OPEN

Ortronics® Connectivity

TracJack® Individual Jack System

- Front-loading, snap-in design supports future moves adds and changes
- Inserts for voice, data, audio, and video
- Available Category 3, 5e, 6, USOC 6-position, and other media
- Flat or angled 45° exit configurations
- Choice of 13 colors and color matched to Wiremold Systems
- Universal T568A/B wiring format



Series II Front-Loading, Module System

- Module design features easy snap-in front-loading design
- Linear 110 punch down format for easy termination
- Inserts for voice, data, audio, and video
- Available Category 3, 5e, 6, USOC 6-position, and other media
- Available in flat or angled 45° exit configurations
- Color matched to Wiremold Systems



For detailed product selection refer to the Ortronics Catalog or visit www.ortronics.com.

ORT

P&S

OPEN

Pass & Seymour Legrand Network Wiring

Activate™ Series Front-Loading Inserts

- Modular inserts for voice, data, audio and video applications
- Front-load, snap-in design
- Color and texture matched to Wiremold Systems
- Available Category 3, 5e, 6, as well as 6-position USOC
- Universal T568A/B wiring format



For detailed product selection refer to the Pass & Seymour Network Wiring Catalog or visit www.passandseymour.com.

ORT

P&S

OPEN

Open Connectivity Solutions

Wiremold Open System Communications Modules

- Accommodate a wide range of manufacturers' communications outlets including keystone jacks, as well as proprietary solutions from Avaya (Lucent) and NORDX
- Modules insert into a wide range of Wiremold Systems
- Pre-punched faceplates accept common communication devices



NOTE: For more information on integrating connectivity into Wiremold Cable Management Systems contact the Wiremold Applications Engineering Team or your local Wiremold Sales Representative.

WIREMOLD



Wiremold / Legrand

U.S. and International:

60 Woodlawn Street • West Hartford, CT 06110

1-800-621-0049 • FAX 860-232-2062 • Outside U.S. 860-233-6251

Canada:

570 Applewood Crescent • Vaughan, Ontario L4K 4B4

1-800-723-5175 • FAX 905-738-9721

