



GUF-2



GUF-8



GUM-2



GUML-2



UNF2



UNY4



UNY2



GUML-2M

Female to Female

Male to Female

90° Elbow Union

- GUF/GUM/UNF/UNY 1/2", 3/4", & 1" Class I, Div. 1 & 2, Groups A,B,C,D Class I, Zone I, IIC, IIB, IIA Class I, Zone 1, Groups IIC, IIB, IIA Class II, Div. 1 & 2, Groups E,F,G Class III
- GUF/GUM/UNF/UNY 1-1/4" through 4" Class I, Div. 1 & 2, Groups C,D Class I, Zone I, IIB, IIA Class I, Zone 1, Groups IIB, IIA Class II, Div. 1 & 2, Groups E,F,G Class III

Listed File No. E 10514

Certified File No. LR11716

FEATURES-SPECIFICATIONS

Applications

- GUF/GUM or UNF/UNY unions are used to connect two pieces of conduit or attach conduit to junction boxes, fittings, or devices
- Permits removal of equipment without turning or removal of conduit

Features

- Threaded for rigid conduit or IMC
- Tapered threads (NPT)
- Strong and durable construction

Material/Finish

Copper-free Aluminum
(less than 4/10 of 1%)

- Natural Finish
- 1/2" - 2" screw machine
- 2-1/2" - 4" cast

Iron — 1-1/4" - 4"

Steel — 1/2", 3/4", 1"

- Zinc electro-plate

Third-Party Standards

- UL Standards 886 and 1203
- CSA Standard C22.2 No. 30

For ATEX and IEC Ex certified Unions, see following page.

FEMALE TO FEMALE

CAT. NO. KILLARK ALUM.	HUB SIZE	DIMENSIONS		CAT. NO. DURALOY IRON	HUB SIZE	DIMENSIONS	
		A DIAMETER	B LENGTH			A DIAMETER	B LENGTH
GUF-1Ⓣ	1/2"	1-7/16"(37)	1-7/8"(48)	UNF1Ⓣ	1/2"	1-1/2"(37)	1-55/64"(47)
GUF-2Ⓣ	3/4"	1-5/8"(41)	1-15/16"(49)	UNF2Ⓣ	3/4"	1-3/4"(45)	1-59/64"(49)
GUF-3Ⓣ	1"	2"(51)	2-29/64"(62)	UNF3Ⓣ	1"	2"(51)	2-7/16"(62)
GUF-4	1-1/4"	2-3/8"(60)	2-1/2"(63)	UNF4	1-1/4"	2-27/32"(72)	2-1/4"(57)
GUF-5	1-1/2"	2-5/8"(67)	2-1/2"(63)	UNF5	1-1/2"	3-3/32"(79)	2-7/16"(62)
GUF-6	2"	3-1/4"(82)	2-5/8"(67)	UNF6	2"	3-3/4"(95)	2-5/8"(67)
GUF-7	2-1/2"	4-1/2"(114)	3"(76)	UNF7	2-1/2"	4-1/2"(114)	3"(76)
GUF-8	3"	5-3/8"(136)	3-1/16"(78)	UNF8	3"	5-3/8"(136)	3-1/16"(78)
GUF-9	3-1/2"	6-1/4"(159)	3-9/16"(90)	UNF9	3-1/2"	6-1/4"(159)	3-9/16"(90)
GUF-0	4"	6-1/4"(159)	3-9/16"(90)	UNF0	4"	6-1/4"(159)	3-9/16"(90)

MALE TO FEMALE

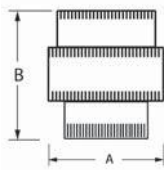
GUM-1Ⓣ	1/2"	1-7/16"(37)	2-1/2"(64)	UNY1Ⓣ	1/2"	1-1/2"(37)	2-9/16"(65)
GUM-2Ⓣ	3/4"	1-5/8"(41)	2-9/16"(65)	UNY2Ⓣ	3/4"	1-3/4"(45)	2-5/8"(67)
GUM-3Ⓣ	1"	2"(51)	3-3/64"(77)	UNY3Ⓣ	1"	2-1/32"(52)	3-5/64"(78)
GUM-4	1-1/4"	2-3/8"(60)	3-1/4"(83)	UNY4	1-1/4"	2-15/16"(75)	3-1/4"(83)
GUM-5	1/2"	2-5/8"(67)	3-1/4"(83)	UNY5	1-1/2"	3-3/16"(81)	3-1/2"(89)
GUM-6	2"	3-1/4"(82)	3-5/8"(92)	UNY6	2"	3-3/4"(95)	4"(102)
GUM-7	2-1/2"	4-1/2"(114)	4-15/16"(125)	UNY7	2-1/2"	4-1/2"(114)	4-15/16"(125)
GUM-8	3"	5-3/8"(136)	5-7/32"(133)	UNY8	3"	5-3/8"(133)	5-7/32"(133)
GUM-9	3-1/2"	6-1/4"(159)	5-13/16"(148)	UNY9	3-1/2"	6-1/4"(159)	5-13/16"(148)
GUM-0	4"	6-1/4"(159)	5-13/16"(148)	UNY0	4"	6-1/4"(159)	5-13/16"(148)

90° ANGLE UNION

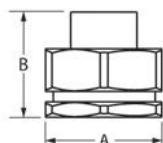
CAT. NO. KILLARK ALUM.	HUB SIZE	DIMENSIONS			CAT. NO. DURALOY IRON	HUB SIZE	DIMENSIONS		
		A DIA.	B LENGTH	C			A DIA.	B LENGTH	C
GUML-1	1/2"	2-1/2"(64)	1-7/16"(37)	1-3/4"(44)	GUML-1M	1/2"	2-1/4"(32)	1-1/2"(38)	1-5/8"(42)
GUML-2	3/4"	2"(51)	1-5/8"(42)	1-5/8"(42)	GUML-2M	3/4"	2-1/4"(32)	1-3/4"(44)	2"(51)

ⓉUL & CSA suitable for Class I, Groups A, B, C, D.

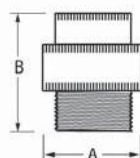
Dimensions



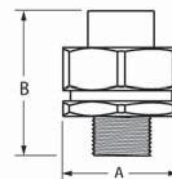
GUF



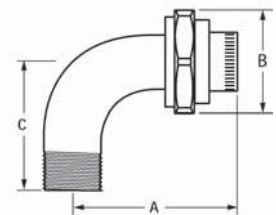
UNF



GUM



UNY



GUML

Global Listings

ATEX / IEC Ex Certified

File nos. **ITS09ATEX16417U**

IECExITS09.0024U



Listed File No. E 10514

Certified File No. LR11716

See previous page for UL and CSA suitability



FEATURES-SPECIFICATIONS

Applications

- GUF/GUM or UNF/UNY unions are used to connect two pieces of conduit or attach conduit to junction boxes, fittings, or devices
- Permits removal of equipment without turning or removal of conduit

Features

- Threaded for rigid conduit or IMC
- Tapered threads (NPT)
- Strong and durable construction

Material/Finish

Copper-free Aluminum
(less than 4/10 of 1%)

- Natural Finish
- 1/2" - 2" screw machine
- 2-1/2" - 4" cast

Iron — 1-1/4" - 4"

Steel — 1/2", 3/4", 1"

- Zinc electro-plate

Third-Party Standards

- UL Standards 886 and 1203
- CSA Standard C22.2 No. 30

For NON-ATEX and IEC Ex certified Unions, see previous page.

FEMALE TO FEMALE - QUAD LISTED

CAT. NO. KILLARK ALUM.	HUB SIZE	DIMENSIONS		CAT. NO. DURALOY IRON	HUB SIZE	DIMENSIONS	
		A DIAMETER	B LENGTH			A DIAMETER	B LENGTH
GUF-1-EX [Ⓞ]	1/2"	1-7/16"(37)	1-7/8"(48)	UNF1-EX [Ⓞ]	1/2"	1-1/2"(37)	1-55/64"(47)
GUF-2-EX [Ⓞ]	3/4"	1-5/8"(41)	1-15/16"(49)	UNF2-EX [Ⓞ]	3/4"	1-3/4"(45)	1-59/64"(49)
GUF-3-EX [Ⓞ]	1"	2"(51)	2-29/64"(62)	UNF3-EX [Ⓞ]	1"	2"(51)	2-7/16"(62)
GUF-4-EX	1-1/4"	2-3/8"(60)	2-1/2"(63)	UNF4-EX	1-1/4"	2-27/32"(72)	2-1/4"(57)
GUF-5-EX	1-1/2"	2-5/8"(67)	2-1/2"(63)	UNF5-EX	1-1/2"	3-3/32"(79)	2-7/16"(62)
GUF-6-EX	2"	3-1/4"(82)	2-5/8"(67)	UNF6-EX	2"	3-3/4"(95)	2-5/8"(67)
GUF-7-EX	2-1/2"	4-1/2"(114)	3"(76)	UNF7-EX	2-1/2"	4-1/2"(114)	3"(76)
GUF-8-EX	3"	5-3/8"(136)	3-1/16"(78)	UNF8-EX	3"	5-3/8"(136)	3-1/16"(78)
GUF-9-EX	3-1/2"	6-1/4"(159)	3-9/16"(90)	UNF9-EX	3-1/2"	6-1/4"(159)	3-9/16"(90)
GUF-0-EX	4"	6-1/4"(159)	3-9/16"(90)	UNF0-EX	4"	6-1/4"(159)	3-9/16"(90)

MALE TO FEMALE - QUAD LISTED

CAT. NO. KILLARK ALUM.	HUB SIZE	DIMENSIONS		CAT. NO. DURALOY IRON	HUB SIZE	DIMENSIONS	
		A DIA.	B LENGTH			A DIA.	B LENGTH
GUM-1-EX [Ⓞ]	1/2"	1-7/16"(37)	2-1/2"(64)	UNY1-EX [Ⓞ]	1/2"	1-1/2"(37)	2-9/16"(65)
GUM-2-EX [Ⓞ]	3/4"	1-5/8"(41)	2-9/16"(65)	UNY2-EX [Ⓞ]	3/4"	1-3/4"(45)	2-5/8"(67)
GUM-3-EX [Ⓞ]	1"	2"(51)	3-3/64"(77)	UNY3-EX [Ⓞ]	1"	2-1/32"(52)	3-5/64"(78)
GUM-4-EX	1-1/4"	2-3/8"(60)	3-1/4"(83)	UNY4-EX	1-1/4"	2-15/16"(75)	3-1/4"(83)
GUM-5-EX	1/2"	2-5/8"(67)	3-1/4"(83)	UNY5-EX	1-1/2"	3-3/16"(81)	3-1/2"(89)
GUM-6-EX	2"	3-1/4"(82)	3-5/8"(92)	UNY6-EX	2"	3-3/4"(95)	4"(102)
GUM-7-EX	2-1/2"	4-1/2"(114)	4-15/16"(125)	UNY7-EX	2-1/2"	4-1/2"(114)	4-15/16"(125)
GUM-8-EX	3"	5-3/8"(136)	5-7/32"(133)	UNY8-EX	3"	5-3/8"(133)	5-7/32"(133)
GUM-9-EX	3-1/2"	6-1/4"(159)	5-13/16"(148)	UNY9-EX	3-1/2"	6-1/4"(159)	5-13/16"(148)
GUM-0-EX	4"	6-1/4"(159)	5-13/16"(148)	UNY0-EX	4"	6-1/4"(159)	5-13/16"(148)

90° ANGLE UNION - QUAD LISTED

CAT. NO. KILLARK ALUM.	HUB SIZE	DIMENSIONS			CAT. NO. DURALOY IRON	HUB SIZE	DIMENSIONS		
		A DIA.	B LENGTH	C			A DIA.	B LENGTH	C
GUML-1-EX	1/2"	2-1/2"(64)	1-7/16"(37)	1-3/4"(44)	GUML-1M-EX	1/2"	2-1/4"(32)	1-1/2"(38)	1-5/8"(42)
GUML-2-EX	3/4"	2"(51)	1-5/8"(42)	1-5/8"(42)	GUML-2M-EX	3/4"	2-1/4"(32)	1-3/4"(44)	2"(51)

[Ⓞ]UL & CSA suitable for Class I, Groups A, B, C, D.

Dimensions

